



## **Person Centered Supported Living**

### **Quarterly Report**

**Project Period: January 1, 2013 – March 31, 2013**

### **Community and Family Support (CFS)**

Act 378, of the 1989 legislative session, created the Community and Family Support System (CFS). Act 378 specifies that services for individuals with disabilities “should be responsive to the needs of the individual and his family, rather than fitting the person into existing programs.” The Act further states that it is “more cost effective to provide services to adults and children with disabilities living in their own home or with their families rather than in out-of-home placements.”

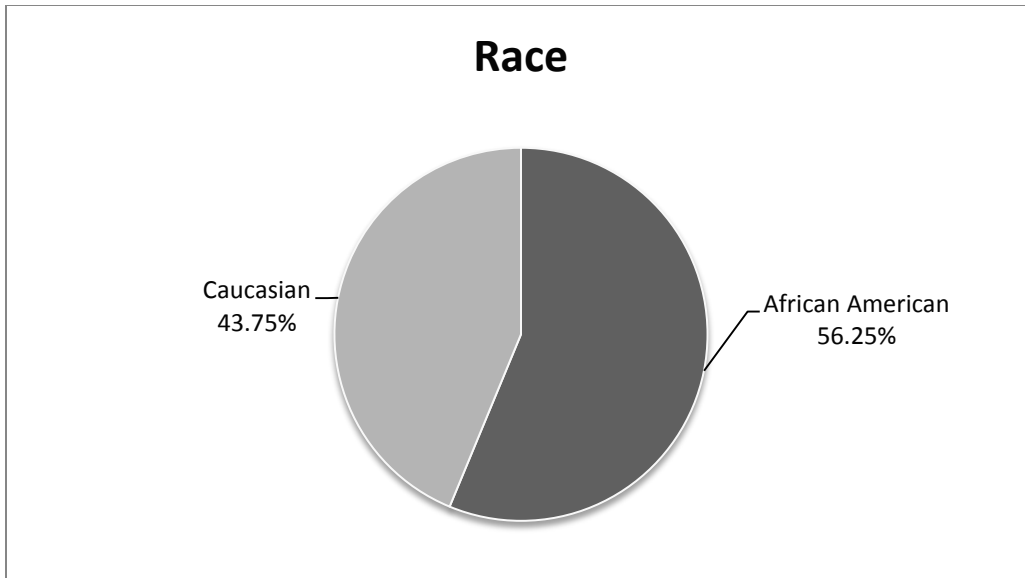
One of the primary principles on which the CFS program was founded is that adults with disabilities should be afforded the opportunity to make decisions for themselves and to live in typical homes and communities where they can exercise their full rights and responsibilities as citizens. Based on this principal, the CFS program for the 2012-2013 FY is administered as follows:

#### **Demographics of Consumers**

Sixteen (16) consumers are currently receiving services through CFS. Demographic information in terms of race, gender, age, geographic location and disability is noted below.

#### ***Race (Figure 1):***

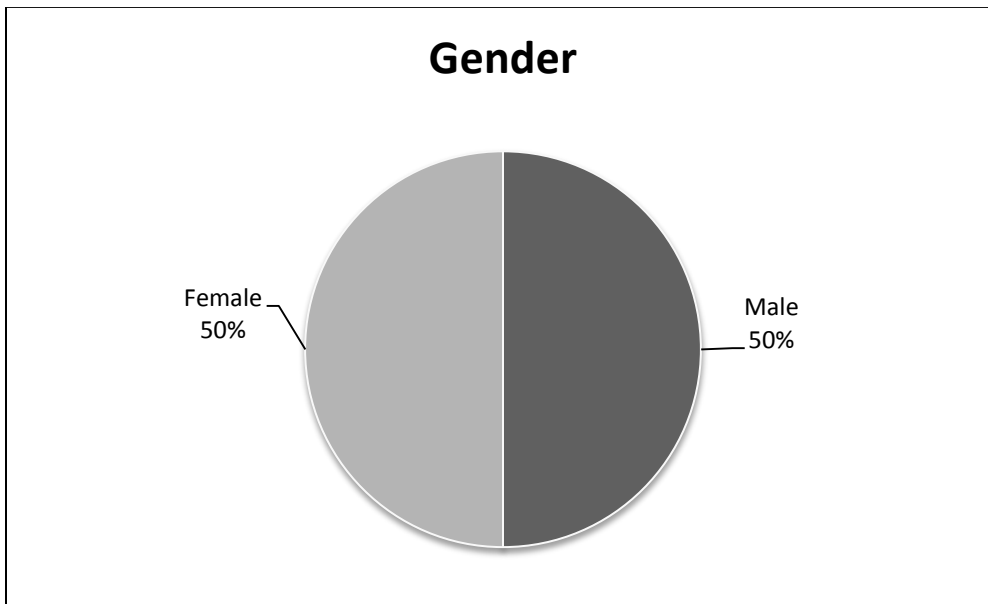
African American (9)	56.25%
Caucasian (7)	43.75%



**Figure 1**

**Gender (Figure 2):**

Male (8)	50.00%
Female (8)	50.00%



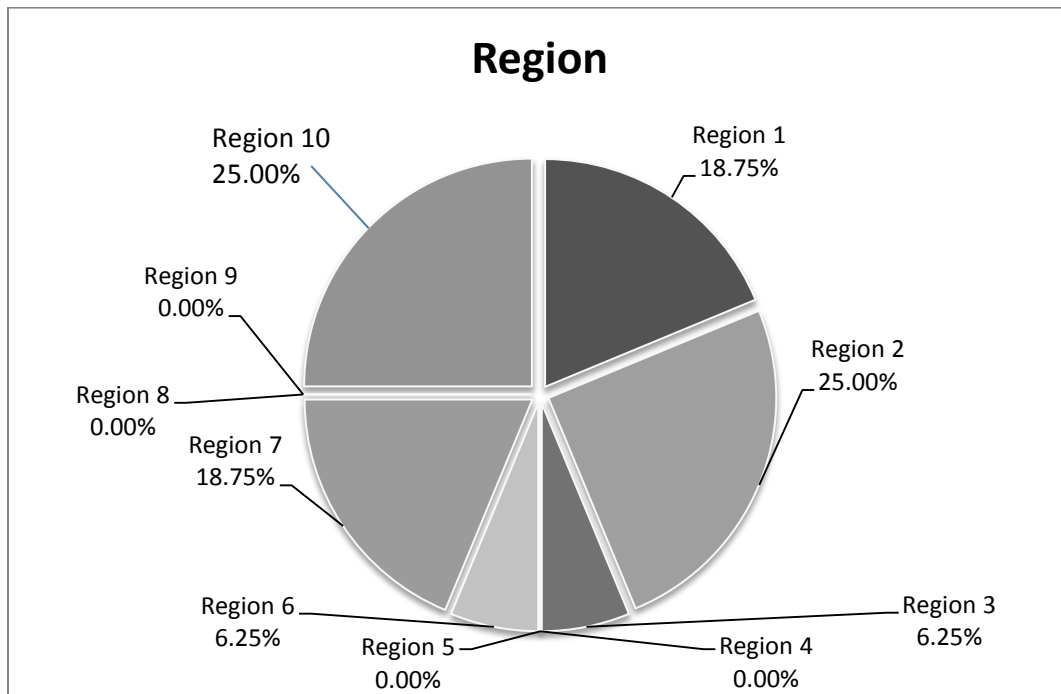
**Figure 2**

**Age:** Ranges from age 34 to 74.

**Disability:** Consumers represent a wide range of diversity in terms of disability, including acquired brain injury, spinal cord injury, stroke, visual impairment, muscular dystrophy, multiple sclerosis and individuals with multiple disabilities.

**Geographic Location by DHH Region (Figure 3):**

Region 1 (3)	18.75%
Region 2 (4)	25.00%
Region 3 (1)	6.25%
Region 4 (0)	0.0%
Region 5 (0)	0.0%
Region 6 (1)	6.25%
Region 7 (3)	18.75%
Region 8 (0)	0.0%
Region 9 (0)	0.0%
Region 10 (4)	25.00%



**Figure 3**

**Services Provided**

Consumers receive services consistent with their needs as identified by a comprehensive plan of care. The plan of care is updated on an annual basis. The following services are currently being utilized through CFS: case management, rental assistance, personal care services (PC), medical stipends, and diapers. The specific utilization of each service is noted below.

Service	# of Individuals Receiving Service
PC Services	13
Case Management	16*
Rental Assistance	2
Diapers/medical	1

supplies	
Medical Stipend	1

**Table 1**

**\*Note: One individual receives Case Management as the only service.**

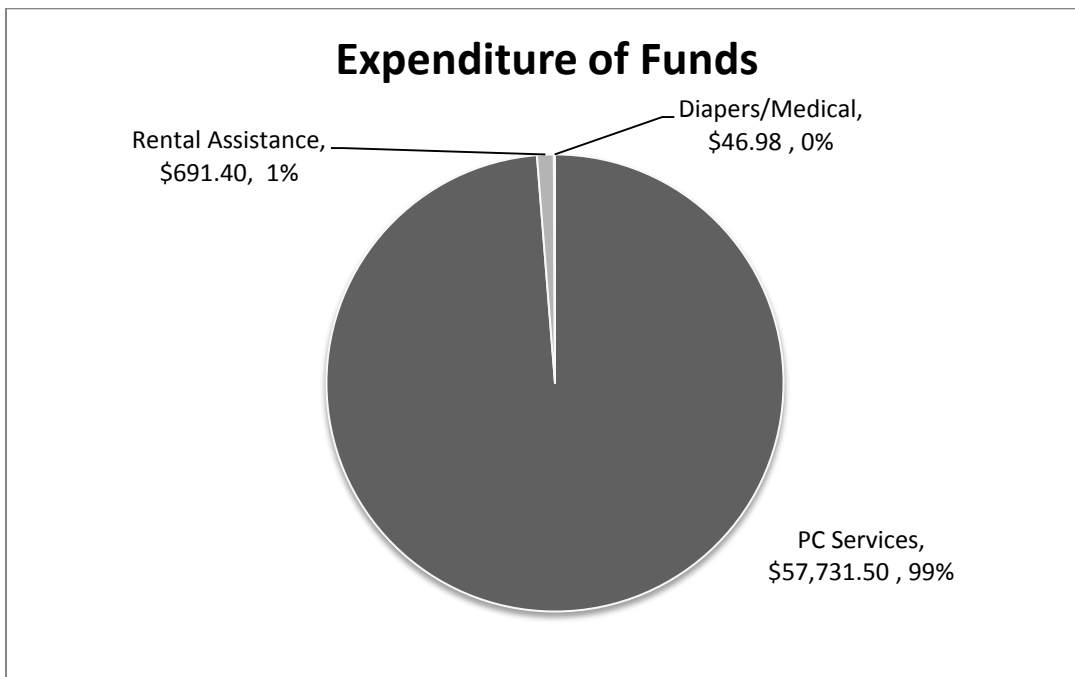
**Expenditure of Funds**

Funding for direct services through the Community and Family Support Program for July 2012-June 30, 2013 is \$ 267,586.08.

The amount expended for the period January 1, 2013 through March 31, 2013 is as follows:

PC Services: \$57,731.50  
 Rental Assistance: \$691.40  
 Diapers/Medical: \$46.98  
 Total expenditures for this quarter are **\$58,469.88**

The division of funding (3rd Quarter), in relation to the services provided, is noted below (*Figure 4*):



**Figure 4**

**Utilization of Other Services/Resources**

Individuals receiving services through CFS are also utilizing other services/resources, as indicated below:

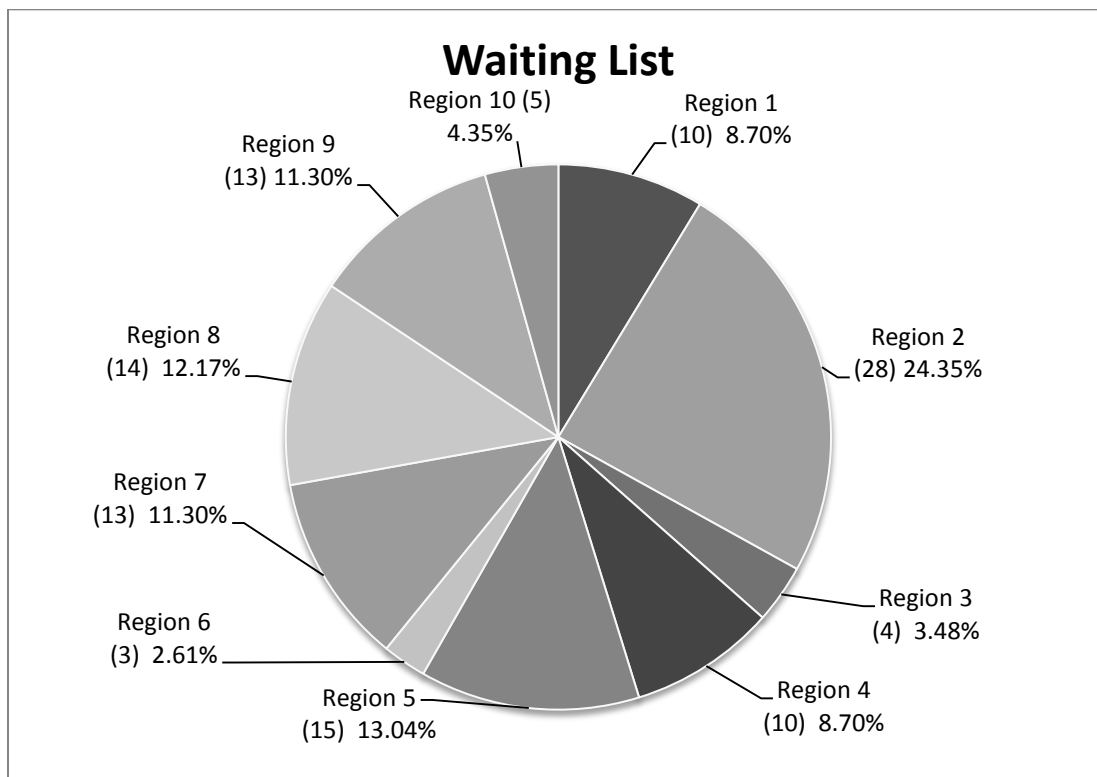
Service	# of Individuals Receiving Service
CCW (EDA)	3

Waiver	
LTPCS	4
ADHC	0
NOW	0

**Table 2**  
**Waiting List for Community and Family Support Program**  
**Geographic Location by DHH Region (Figure 5):**

Region 1 (10)	8.70%
Region 2 (28)	24.35%
Region 3 (4)	3.48%
Region 4 (10)	8.70%
Region 5 (15)	13.04%
Region 6 (3)	2.61%
Region 7 (13)	11.30%
Region 8 (14)	12.17%
Region 9 (13)	11.30%
Region 10 (5)	4.35%

**Total: 115 applicants**



**Figure 5**

**For additional information regarding SPAS or CFS, contact:**

Kelly Serrett  
Executive Director  
The Arc of Louisiana  
606 Colonial Drive, Suite G  
Baton Rouge, Louisiana 70806  
(225) 383-1033  
[kserrett@thearcla.org](mailto:kserrett@thearcla.org)

Ashley Serrett  
Project Director  
The Arc of Louisiana  
606 Colonial Drive, Suite G  
Baton Rouge, Louisiana 70806  
(225)383-1033  
[aserrett@thearcla.org](mailto:aserrett@thearcla.org)