



State Personal Assistance Program (SPAS)

Quarterly and Cumulative Report FY 16-17

Project Period: October 1, 2016- December 31, 2016 (2nd Quarter)

One of the primary principles on which the SPAS program was founded is that adults with disabilities should be afforded the opportunity to make decisions for themselves and to live in typical homes and communities where they can exercise their full rights and responsibilities as citizens. Based on this principal, the SPAS program for the FY 2016-2017 is administered as follows:

Demographics of Consumers

Forty-one (41) consumers received services through the SPAS program this quarter.

Quarter	1 st Quarter	2 nd Quarter	3 rd Quarter	4 th Quarter	Cumulative Total
# of Consumers	41	41			41

Table 1

Demographic information in terms of race, gender, age, disability and geographic location is noted below.

Race (Figure 1):

Quarterly: African American (18) Caucasian (22) Hispanic (1)




Figure 1

Gender (Figure 2):

Quarterly: Male (22) Female (19)

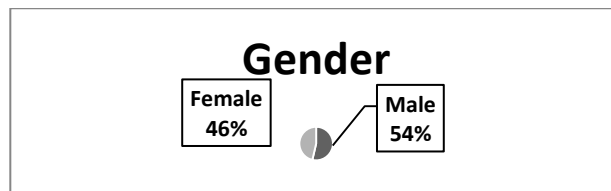


Figure 2

Age: Ranges from age 34 to 71.

Disability: Consumers represent a wide range of diversity in terms of disability, including acquired brain injury, spinal cord injury, stroke, visual impairment, muscular dystrophy, severe lung disease, acute renal failure, multiple sclerosis, chronic kidney disease, sickle cell anemia, brain aneurysm, partial paralysis, and individuals with multiple disabilities.

Geographic Location by DHH Region (Table 2, Figure 3):

Region	# of Consumers
Region 1	2
Region 2	6
Region 3	1
Region 4	1
Region 5	3
Region 6	2
Region 7	9
Region 8	6
Region 9	7
Region 10	4

Table 2

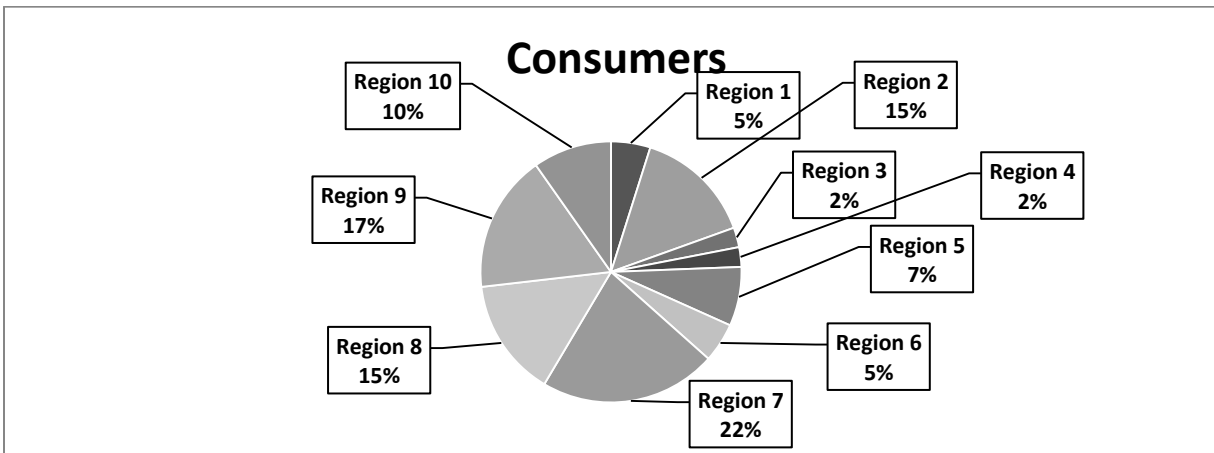


Figure 3

Services Provided (Table 3)

Consumers receive services consistent with their needs as identified by a comprehensive plan of care. The plan of care is updated on an annual basis. The types of services that are currently being utilized through SPAS and the specific utilization of each service are noted below.

Service	# of Individuals Receiving Service 1st Quarter
Support Coordination	41
Personal Care Assistance	36
Rental/Utility Assistance	3
Medical Supplies/Equipment/Stipend	2

Table 3

**Note: One individual receives Support Coordination as the only service.*

**Note: Some individuals may receive more than one service.*

Expenditure of Funds (Table 4, Figure 4)

Funding for direct services through the State Personal Assistance Program for July 1, 2016- June 30, 2017 is \$ 783,519.

The amount expended for the period of the 2nd Quarter (October 1, 2016-December 31, 2016) and the cumulative total for FY 16-17 is as follows:

Service	Total Expenditures for 1st Quarter	Total Expenditures for 2 nd Quarter	Total Expenditures for 3rd Quarter	Total Expenditures for 4 th Quarter	Total Expenditures for FY16-17
Personal Care Assistance (PCA)	\$133,177.41	\$180,702.45			
Rental/Utility Assistance (Rental/Utilities)	\$2,202.50	\$1,800			
Medical Supplies/Equipment/Stipend (Medical)	\$270.00	\$341.39			
Total	\$135,649.91	\$182,843.84			\$318,493.75

Table 4

The division of cumulative expenditures, in relation to the services provided, is noted below:

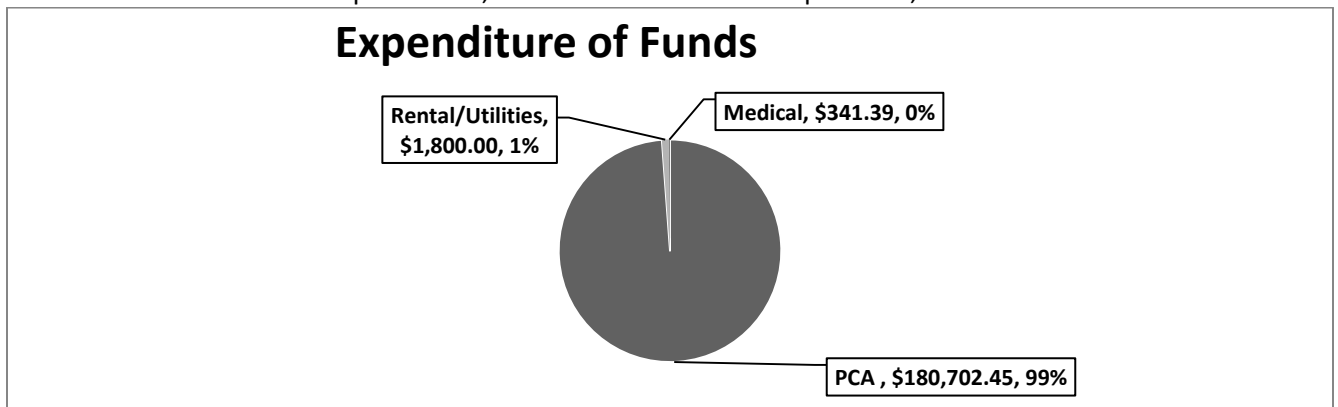


Figure 4

Waiting List

Geographic Location by DHH Region (Table 5, Figure 5):

Region	# of Applicants
Region 1	4
Region 2	17
Region 3	10
Region 4	8
Region 5	13
Region 6	5
Region 7	15
Region 8	5
Region 9	13
Region 10	3
Total	93

Table 5

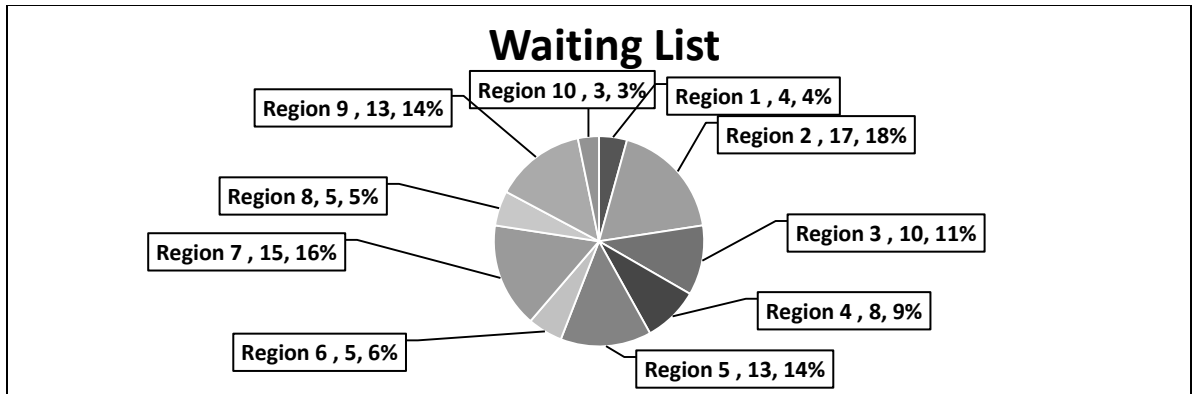


Figure 5

Waiting List Requested Services (Table 6)

**Note: Some applicants request multiple services.
Some service requests are unknown.*

Service Requested	# of Applicants	Average amount to provide service	Total Amount to provide service for all applicants
PCA Services	70	\$21,900	\$1,533,000
Home Modifications	5	\$ 5,000	\$25,000
Dental	1	\$10,000	\$10,000
Medical Equipment/Supplies	10	\$ 4,000	\$40,000
Rental/Utility Asst.	4	\$2,400	\$9,600
Homemaker	4	\$ 840	\$3,360
Therapy (Physical, Speech, & Counseling)	2	unknown	unknown
Total		\$54,740	\$1,620,960

Table 6

For additional information regarding SPAS, contact:

Kelly Monroe
Executive Director
The Arc of Louisiana
(225) 383-1033
kmonroe@thearcla.org

Ashley Courville
Project Director
The Arc of Louisiana
(225) 383-1033
acourville@thearcla.org