



## Person Centered Supported Living

Quarterly Report  
 Project Period: January 1, 2014- March 31, 2014

### Community and Family Support (CFS)

Act 378, of the 1989 legislative session, created the Community and Family Support System (CFS). Act 378 specifies that services for individuals with disabilities “should be responsive to the needs of the individual and his family, rather than fitting the person into existing programs.” The Act further states that it is “more cost effective to provide services to adults and children with disabilities living in their own home or with their families rather than in out-of-home placements.”

One of the primary principles on which the CFS program was founded is that adults with disabilities should be afforded the opportunity to make decisions for themselves and to live in typical homes and communities where they can exercise their full rights and responsibilities as citizens. Based on this principal, the CFS program for the FY 2013-2014 is administered as follows:

#### Demographics of Consumers

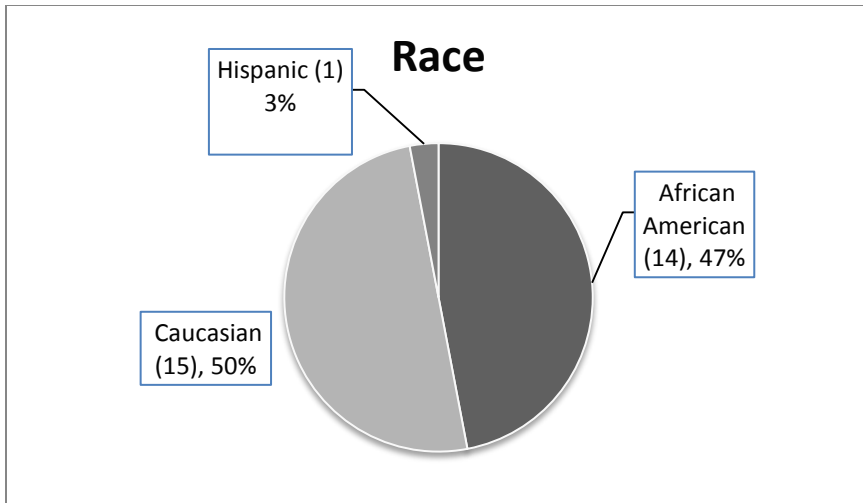
Currently this quarter, there are thirty (30) consumers receiving services through CFS.

<i>Quarter</i>	<i>1<sup>st</sup> Quarter</i>	<i>2<sup>nd</sup> Quarter</i>	<i>3<sup>rd</sup> Quarter</i>	<i>4<sup>th</sup> Quarter</i>	<i>Cumulative Total</i>
<b># of Consumers</b>	<b>20</b>	<b>21</b>	<b>30</b>		<b>31</b>

Demographic information in terms of race, gender, age, geographic location, and disability is noted below.

#### **Race (Figure 1):**

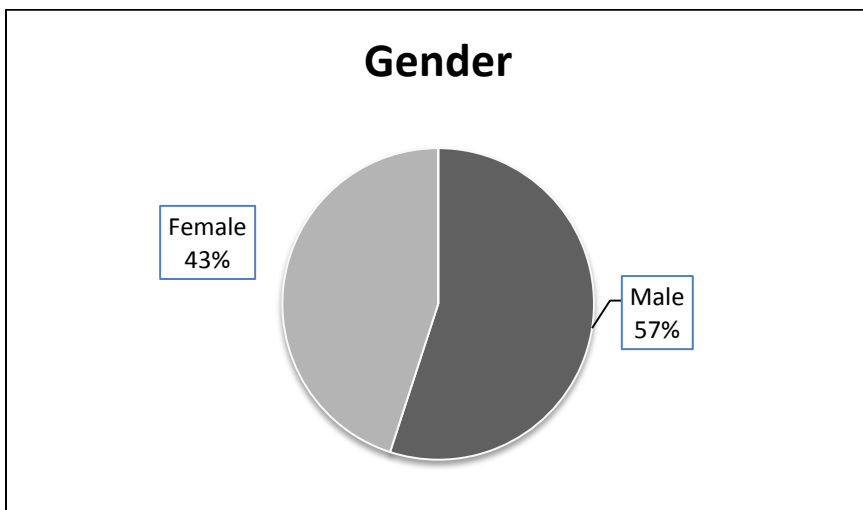
African American ( 14 )	47%
Caucasian ( 15 )	50%
Hispanic ( 1 )	3%



**Figure 1**

**Gender (Figure 2):**

Male	(17)	57%
Female	(13)	43%



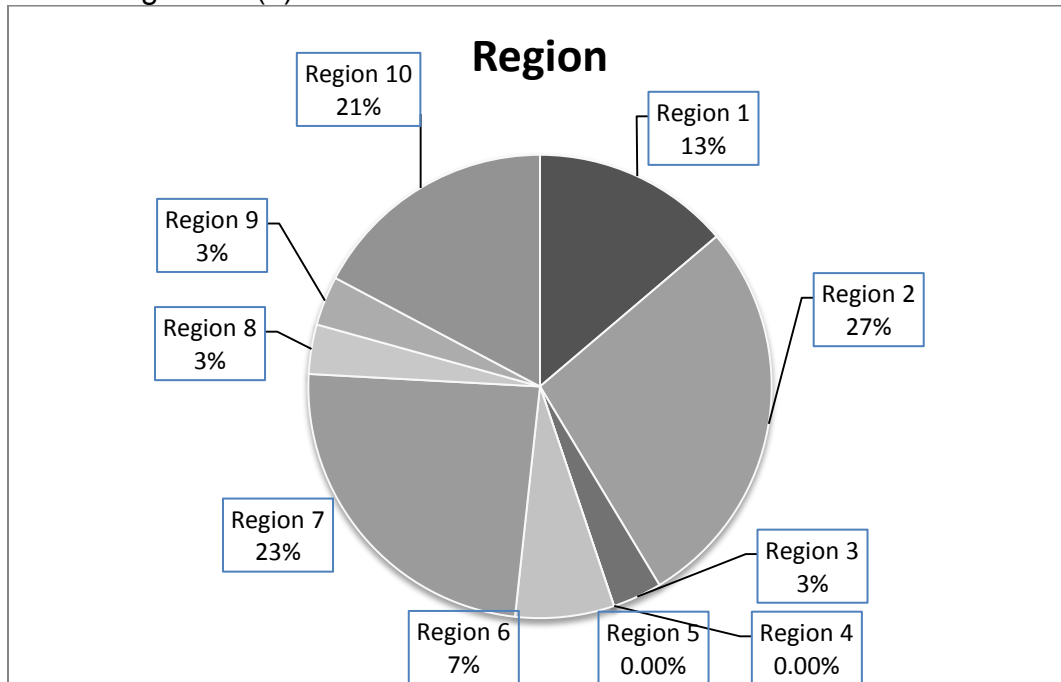
**Figure 2**

**Age:** Ranges from age 31 to 73.

**Disability:** Consumers represent a wide range of diversity in terms of disability, including acquired brain injury, spinal cord injury, stroke, visual impairment, muscular dystrophy, severe lung disease, multiple sclerosis, and individuals with multiple disabilities.

**Geographic Location by DHH Region (Figure 3):**

Region 1 (4)	13%
Region 2 (8)	27%
Region 3 (1)	3%
Region 4 (0)	0%
Region 5 (0)	0%
Region 6 (2)	7%
Region 7 (7)	23%
Region 8 (1)	3%
Region 9 (1)	3%
Region 10 (6)	21%



**Figure 3**

**Services Provided**

Consumers receive services consistent with their needs as identified by a comprehensive plan of care. The plan of care is updated on an annual basis. The following services are currently being utilized through CFS: support coordination, personal care assistance (PCA), rental/utility assistance, medical supplies/equipment, medical stipend, homemaker assistance, home modifications, and vehicle modifications.

The  
each  
below.

Service	# of Individuals Receiving Service
Support Coordination	30*
PCA Assistance	23
Rental / Utility Assistance	3
Medical supplies/Equipment	4
Medical Stipend	1
Homemaker Assistance	1
Home modifications	1
Vehicle Modifications	1

specific utilization of  
service is noted

**Table 1**

\*Note: One individual receives Support Coordination as the only service.

**Expenditure of Funds**

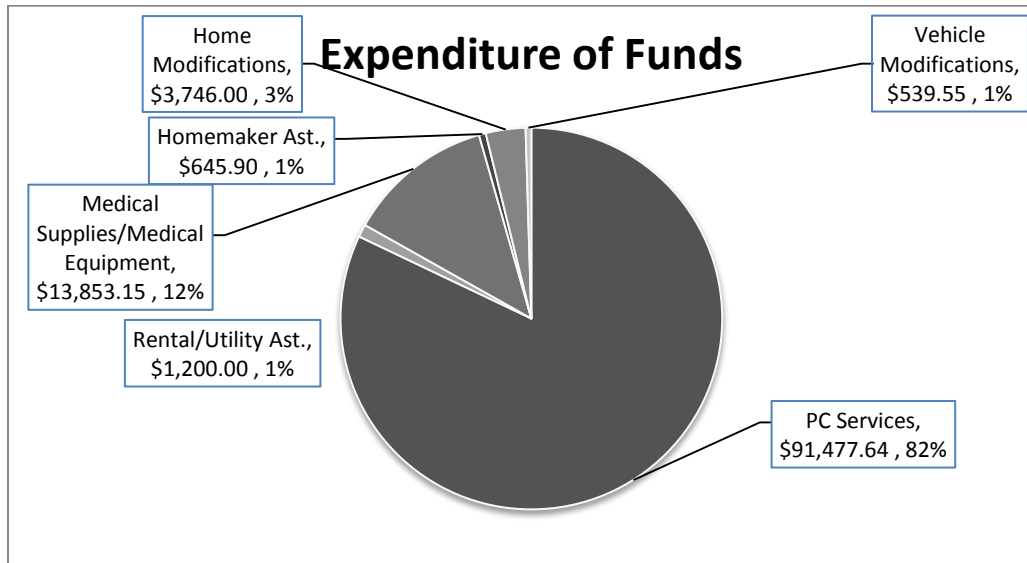
Funding for direct services through the Community and Family Support Program for July 2013- June 30, 2014 is \$338,650.00

The amount expended for the period January 1, 2014 through March 31, 2014 is as follows:

Service	Total Expenditures for 3 <sup>rd</sup> Quarter	Total Expenditures for FY13-14
<b>PCA Services</b>	\$91,477.64	\$184,359.64
<b>Homemaker Assistance</b>	\$645.90	\$1,660.98
<b>Rental/Utility Assistance</b>	\$1,200	\$4,825.61
<b>Medical Supplies/Equipment</b>	\$13,853.15	\$14,195.88
<b>Home Modifications</b>	\$3,746	\$7,342
<b>Vehicle Modifications</b>	\$539.55	\$539.55
<b>Total</b>	<b>\$111,464.24</b>	<b>\$212,923.66</b>

**Table 2**

The division of funding (3rd Quarter), in relation to the services provided, is noted below (**Figure 4**):



**Figure 4**

**Utilization of Other Services/Resources**

Individuals receiving services through CFS are also utilizing other services/resources, as indicated below:

Service	# of Individuals Receiving Service
CCW (EDA) Waiver	5
LTPCS	3
NOW	0

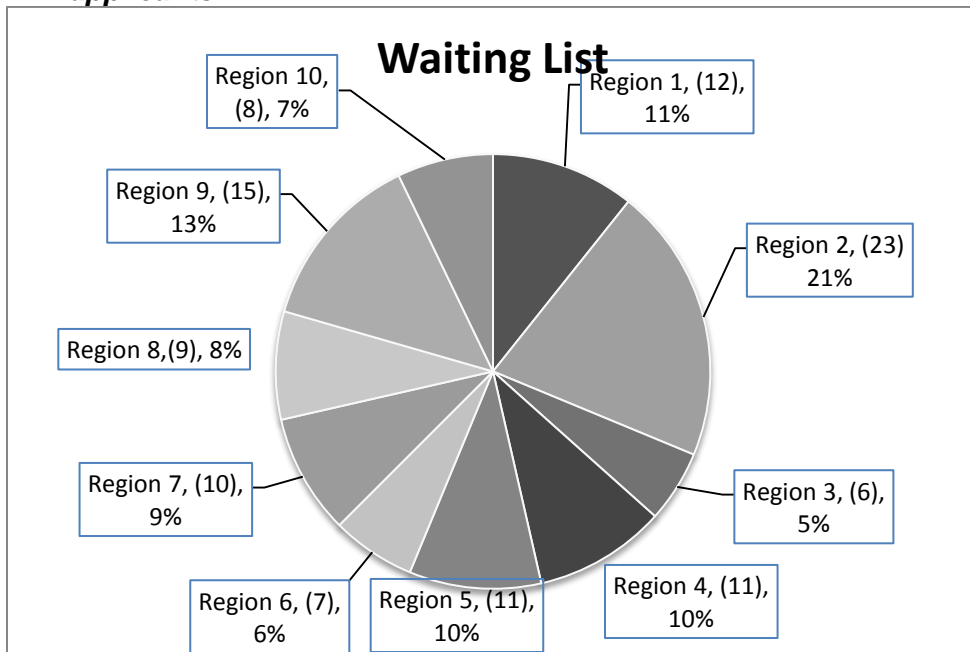
**Table 3**  
**Waiting List for Community**

**and Family Support Program**

**Geographic Location by DHH Region (Figure 5):**

- Region 1 (12) 11%
- Region 2 (23) 21%
- Region 3 (6) 5%
- Region 4 (11) 10%
- Region 5 (11) 10%
- Region 6 (7) 6%
- Region 7 (10) 9%
- Region 8 (9) 8%
- Region 9 (15) 13%
- Region 10 (8) 7%

**Total: 112 applicants**



**Figure 5**

**For additional information regarding SPAS or CFS, contact:**

Kelly Serrett  
Executive Director  
The Arc of Louisiana  
606 Colonial Drive, Suite G  
Baton Rouge, Louisiana 70806  
(225) 383-1033  
[kserrett@thearcla.org](mailto:kserrett@thearcla.org)

Ashley Courville  
Project Director  
The Arc of Louisiana  
606 Colonial Drive, Suite G  
Baton Rouge, Louisiana 70806  
(225)383-1033  
[acourville@thearcla.org](mailto:acourville@thearcla.org)