

Question 1. In what parish does your family live?

Sorted Alphabetically

Parish	Frequency	Percent
No Answer	2	2%
Acadia	1	1%
Allen	1	1%
Ascension	1	1%
Avoyelles	2	2%
Beauregard	1	1%
Caddo	1	1%
Calcasieu	5	6%
East Baton Rouge	12	13%
Franklin	1	1%
Grant	2	2%
Iberville	1	1%
Jefferson	10	11%
Lincoln	1	1%
Livingston	1	1%
Orleans	18	20%
Ouachita	3	3%
Plaquemines	2	2%
Pointe Coupee	2	2%
Rapides	7	8%
Richland	4	4%
Saint Helena	1	1%
Saint Tammany	5	6%
Tangipahoa	3	3%
Washington	1	1%
Winn Parish	1	1%

Sorted by Frequency

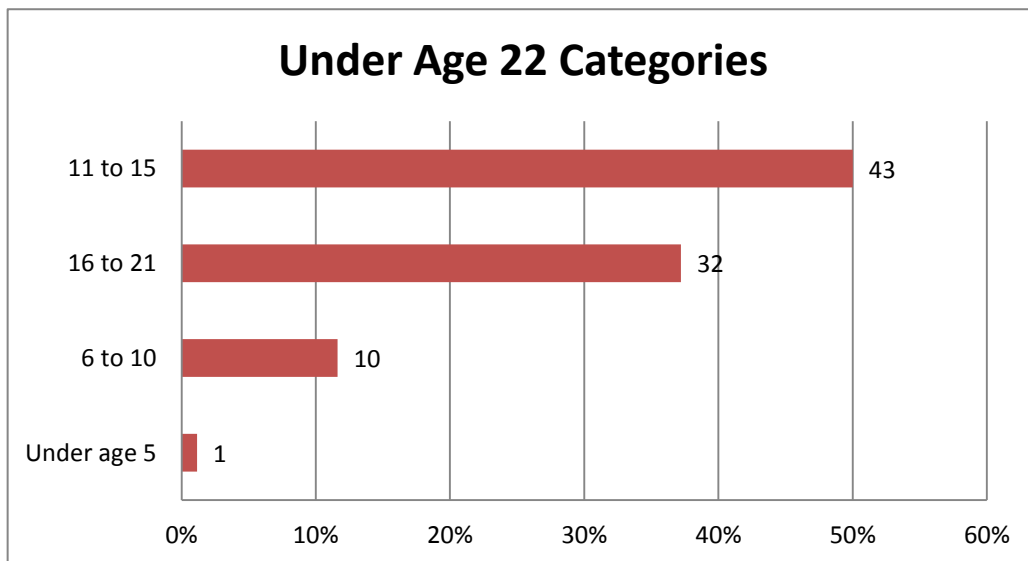
Parish	Frequency	Percent
Acadia	1	1%
Allen	1	1%
Ascension	1	1%
Beauregard	1	1%
Caddo	1	1%
Franklin	1	1%
Iberville	1	1%
Lincoln	1	1%
Livingston	1	1%
Saint Helena	1	1%
Washington	1	1%
Winn Parish	1	1%
No Answer	2	2%
Avoyelles	2	2%
Grant	2	2%
Plaquemines	2	2%
Pointe Coupee	2	2%
Ouachita	3	3%
Tangipahoa	3	3%
Richland	4	4%
Calcasieu	5	6%
Saint Tammany	5	6%
Rapides	7	8%
Jefferson	10	11%
East Baton Rouge	12	13%
Orleans	18	20%

Question 2. How old is the person with a disability who receives services?

Age Range	Count	Percent
Under Age 22	86	97%
22 - 35	0	0%
36 - 50	1	1%
51 - 65	0	0%
over 65	0	0%
No Answer	2	2%

n=89

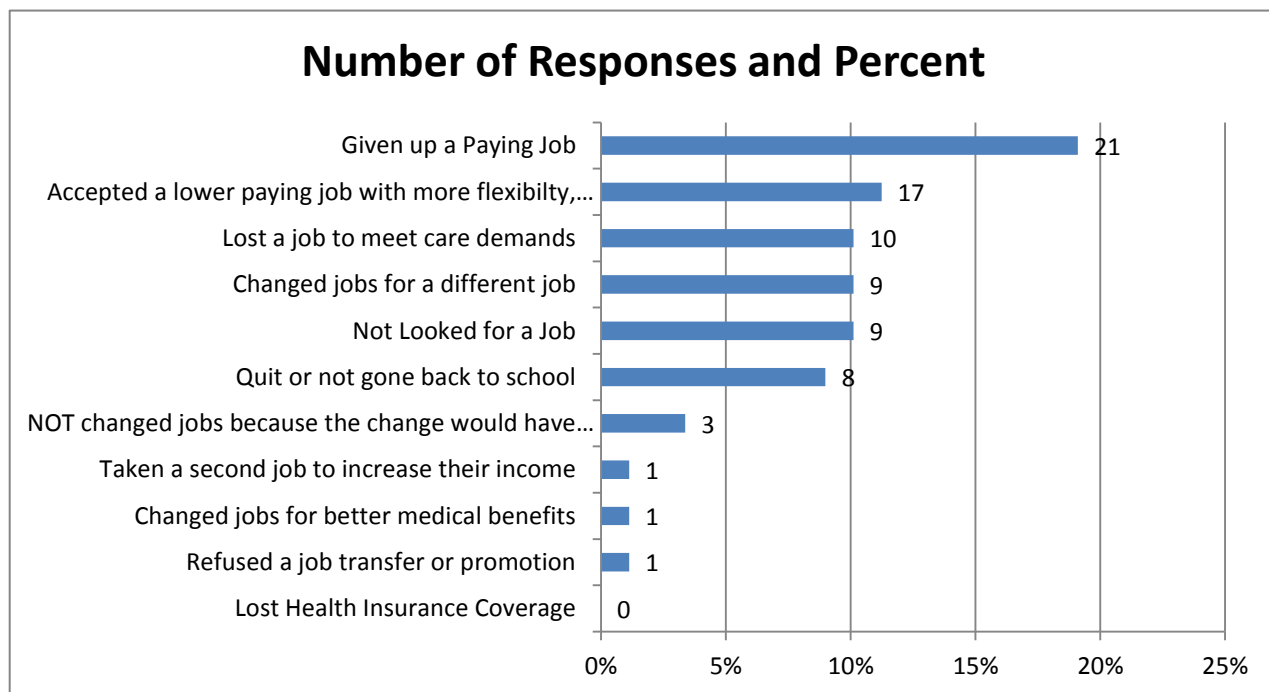
Breakdown of Under Age 22		
Under age 5	1	1%
6 to 10	10	12%
11 to 15	43	50%
16 to 21	32	37%



Question 3. To meet the needs of the person with a disability, has anyone in your household: (Mark all that apply)

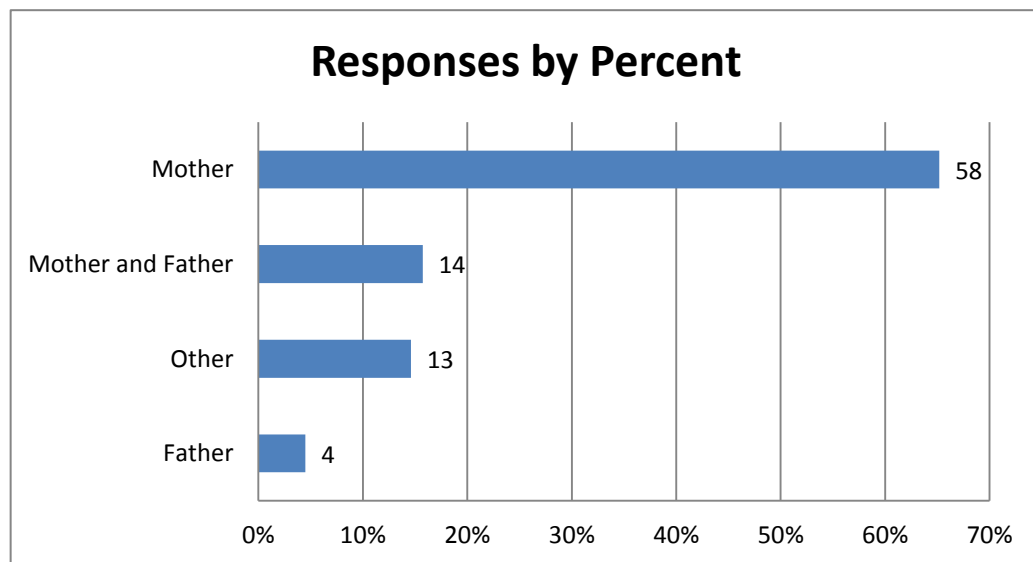
Condition	Frequency	Percent
Given up a Paying Job	17	19%
Not Looked for a Job	9	10%
Lost Health Insurance Coverage	0	0%
Changed jobs for a different job	9	10%
Lost a job to meet care demands	9	10%
Refused a job transfer or promotion	1	1%
Limited their job choice to meet care demands	21	24%
Changed jobs for better medical benefits	1	1%
Taken a second job to increase their income	1	1%
Accepted a lower paying job with more flexibility, better benefits, or fewer demands	10	11%
NOT changed jobs because the change would have meant losing health benefits	3	3%
Quit or not gone back to school	8	9%

n= 89



Question 4. Who is primarily responsible for caring for the person with a disability? (Mark one)

Person(s)	Frequency	Percent
Mother	58	65%
Father	4	4%
Mother and Father	14	16%
Other	13	15%

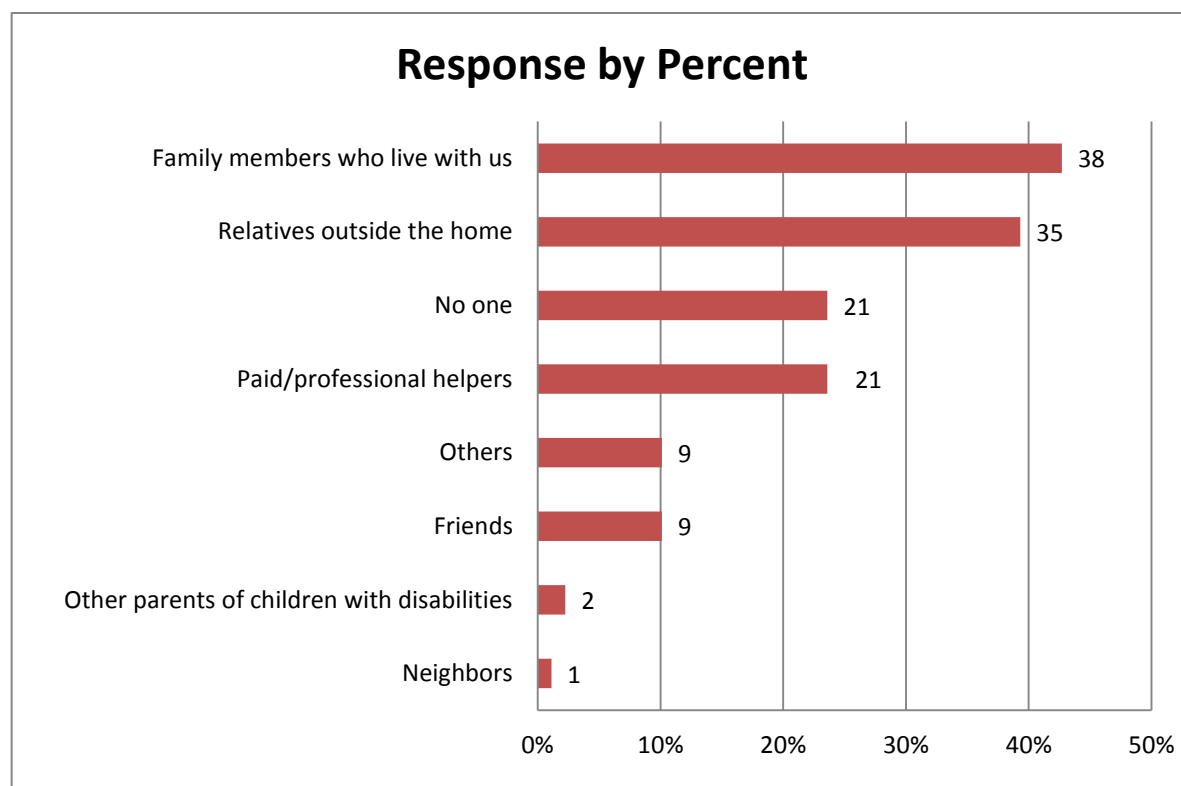


n=89

Question 5. Day-to-day, who is counted on to help meet the challenges faced because of the disability? (Mark all that apply)

Person(s)	Frequency	Percent
Family members who live with us	38	43%
Relatives outside the home	35	39%
Friends	9	10%
Other parents of children with disabilities	2	2%
Paid/professional helpers	21	24%
Neighbors	1	1%
Others	9	10%
No one	21	24%

n=89

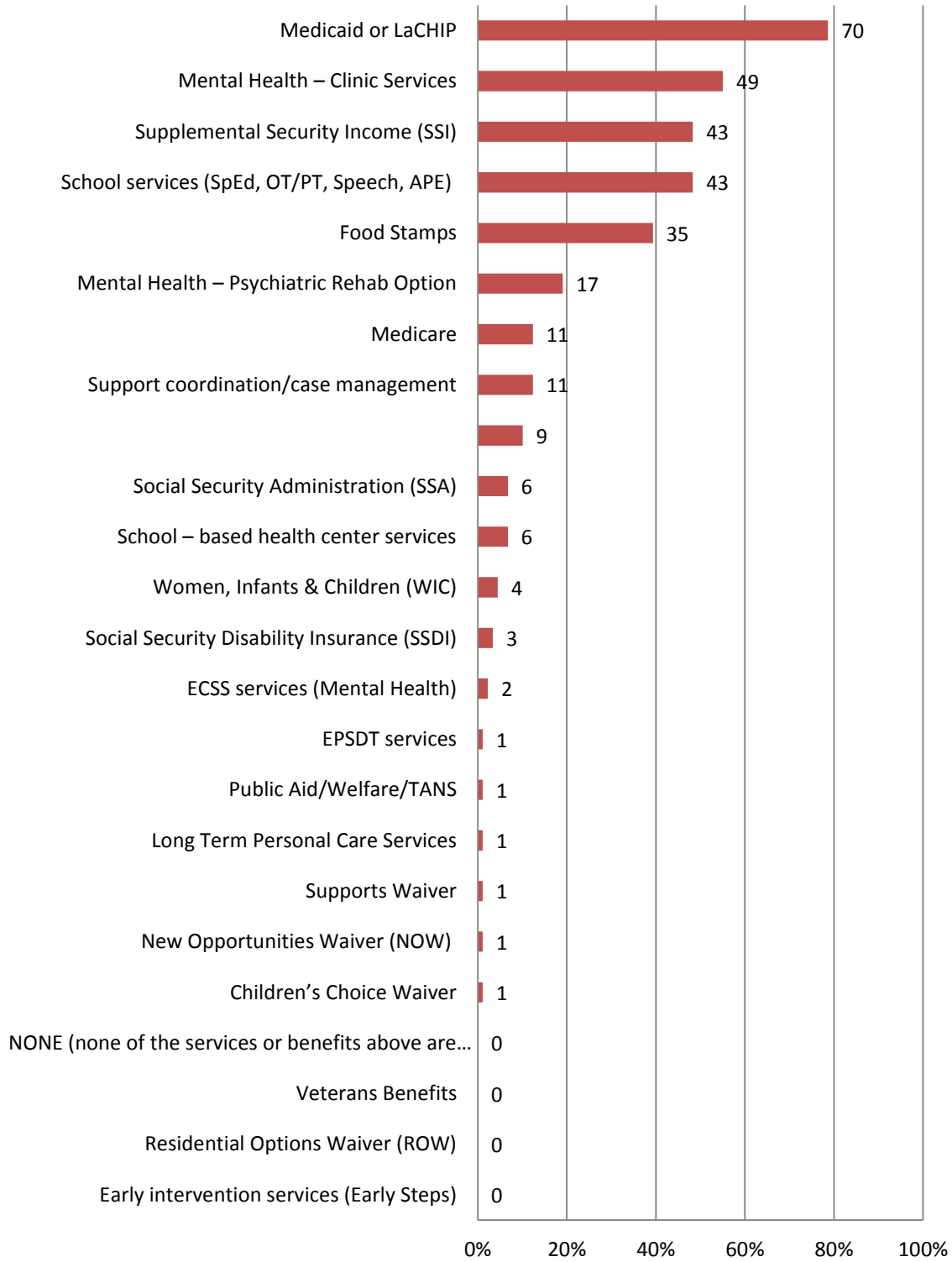


Question 7. Please specify if the person with a disability is currently receiving any of the following services or benefits (Mark all that apply.):

Service or Benefit	Frequency	Percent
Support coordination/case management	11	12%
Early intervention services (Early Steps)	0	0%
Children's Choice Waiver	1	1%
New Opportunities Waiver (NOW)	1	1%
Residential Options Waiver (ROW)	0	0%
Supports Waiver	1	1%
Long Term Personal Care Services	1	1%
Medicare	11	12%
Medicaid or LaCHIP	70	79%
School services (SpEd, OT/PT, Speech, APE)	43	48%
School – based health center services	6	7%
Children's Special Health Services – Clinic Services (screenings, specialized therapists)	9	10%
Mental Health – Psychiatric Rehab Option	17	19%
Mental Health – Clinic Services	49	55%
Supplemental Security Income (SSI)	43	48%
Social Security Administration (SSA)	6	7%
Social Security Disability Insurance (SSDI)	3	3%
Veterans Benefits	0	0%
Food Stamps	35	39%
Public Aid/Welfare/TANS	1	1%
Women, Infants & Children (WIC)	4	4%
EPSDT services	1	1%
ECSS services (Mental Health)	2	2%
NONE (none of the services or benefits above are received)	0	0%

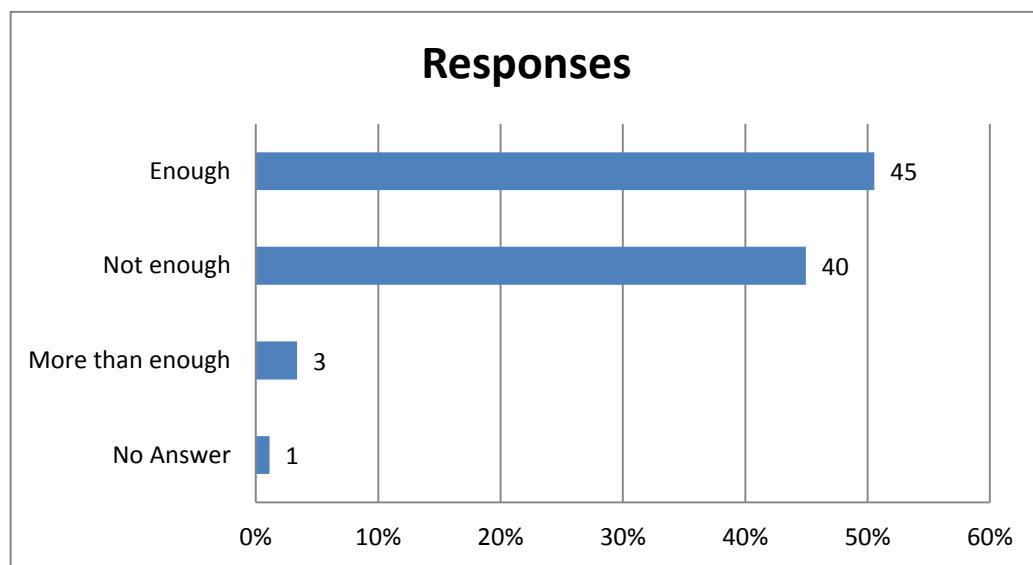
n=89

Responses



Question 8. Overall, how adequate is the amount of support you receive in helping you to meet the challenges you and your family face because of the disability? (Mark one.)

Answer	Frequency	Percent
Not enough	40	45%
Enough	45	51%
More than enough	3	3%
No Answer	1	1%



n=89

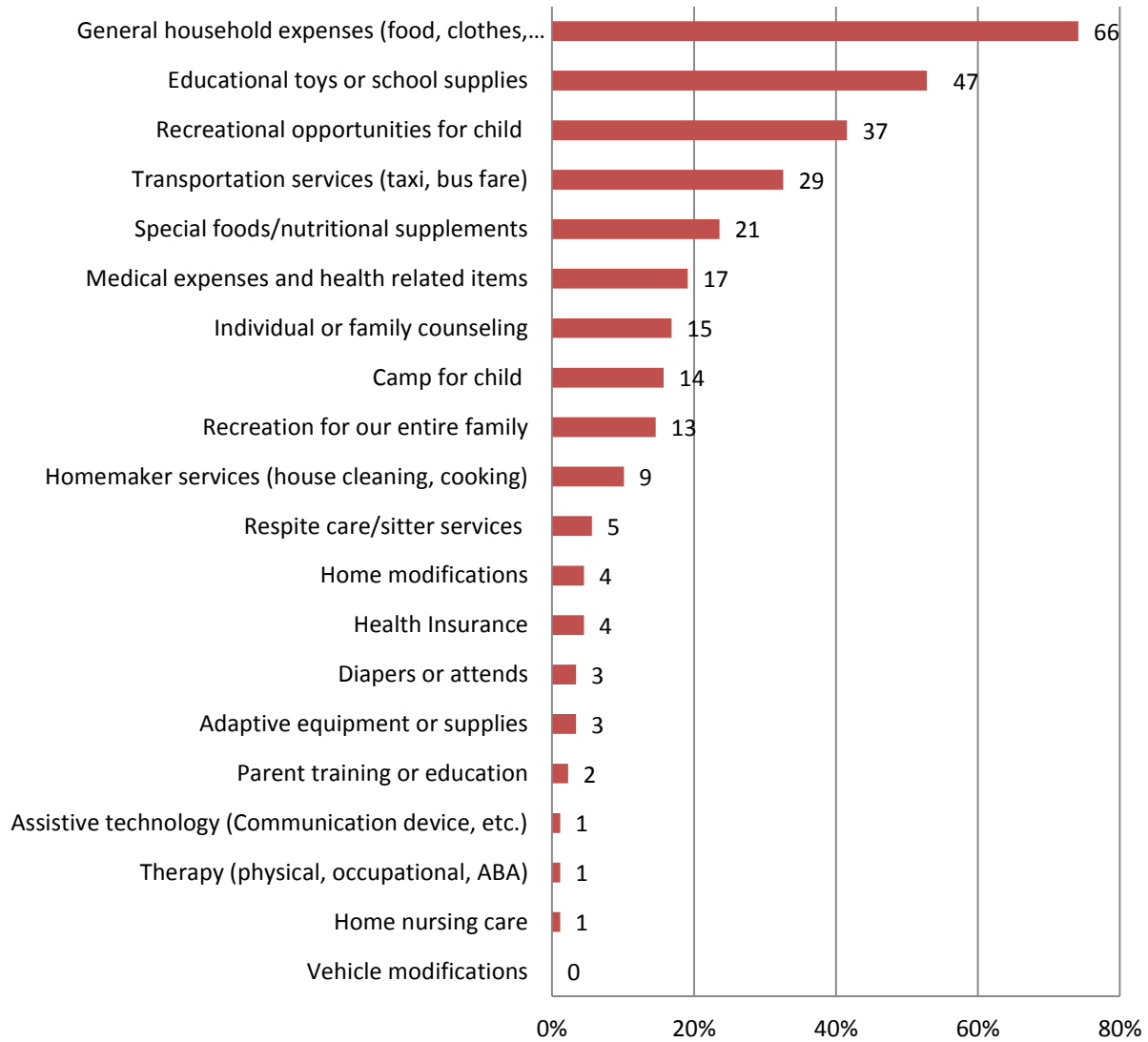
9a. Please indicate below how you have spent the funds:
(Mark all that apply.)

As Listed

How Spent	Frequency	Percent
Respite care/sitter services	5	6%
Individual or family counseling	15	17%
Recreational opportunities for child	37	42%
Recreation for our entire family	13	15%
Educational toys or school supplies	47	53%
Special foods/nutritional supplements	21	24%
Homemaker services (house cleaning, cooking)	9	10%
Medical expenses and health related items	17	19%
Transportation services (taxi, bus fare)	29	33%
General household expenses (food, clothes, utilities, rent)	66	74%
Home nursing care	1	1%
Therapy (physical, occupational, ABA)	1	1%
Health Insurance	4	4%
Camp for child	14	16%
Home modifications	4	4%
Parent training or education	2	2%
Adaptive equipment or supplies	3	3%
Diapers or attends	3	3%
Vehicle modifications	0	0%
Assistive technology (Communication device, etc.)	1	1%

n=89

Responses



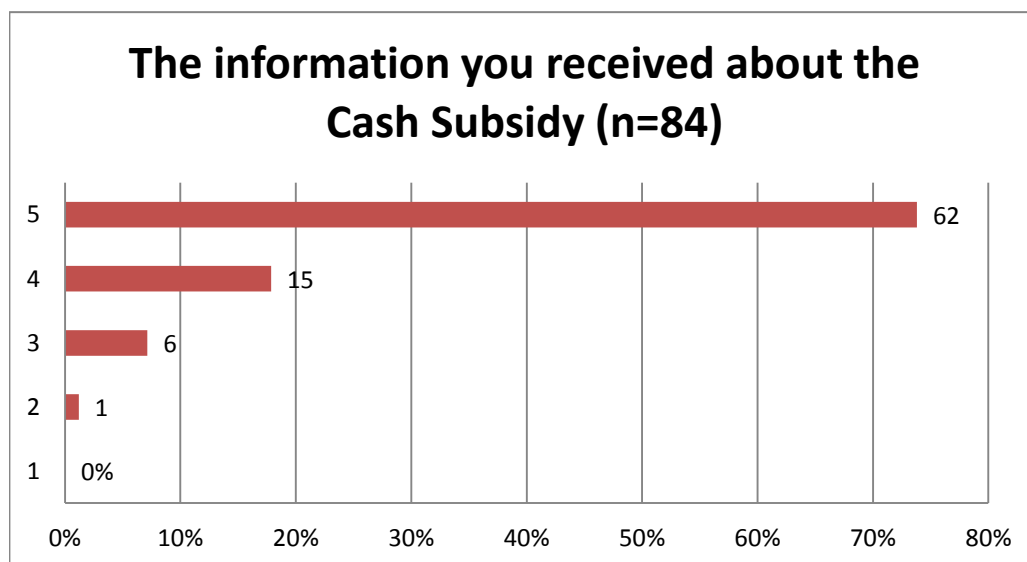
Question 9b. Are there other items/services you purchased that are not listed? (Please list them below.)

Item or Service
2 (twin in a bag); curtains, clothes (tennis)
baby sitter
bedroom set
clothes/shoes, hair cuts, trips at school, gas for going to doctor
clothes; person expenses
computer
computer so he can learn more
educational tools
EPSDT
food
fuel to/from clinic
gas
Gas to go to doctor and therapy
hair cut
making monthly payments for orthodontics services
music lessons, membership fees
paint, magic erasers, extra clothes, shoes
past due bills
personal car (transportation)
Personal items
Television
tutoring
tutoring
TV & DVR (christmas gift), games, desk

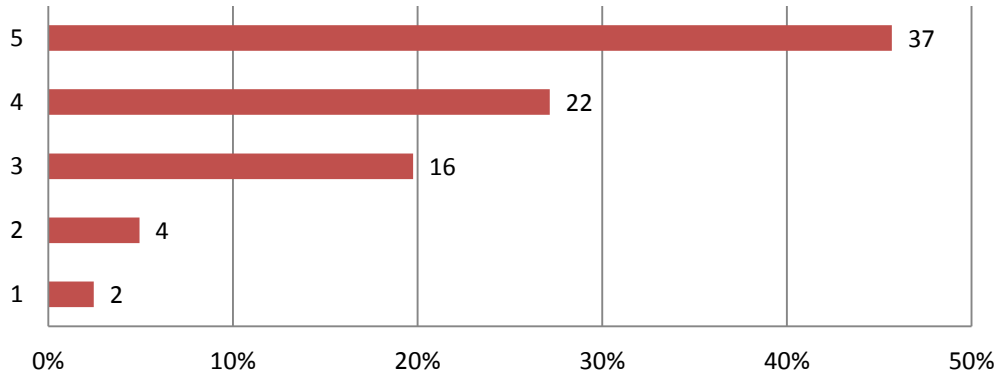
Question 9c. For each area listed below, circle the number that best describes your level of satisfaction with the service.

1 = Not at all satisfied, 5 = Very satisfied. (**Circle only one response per area.**)

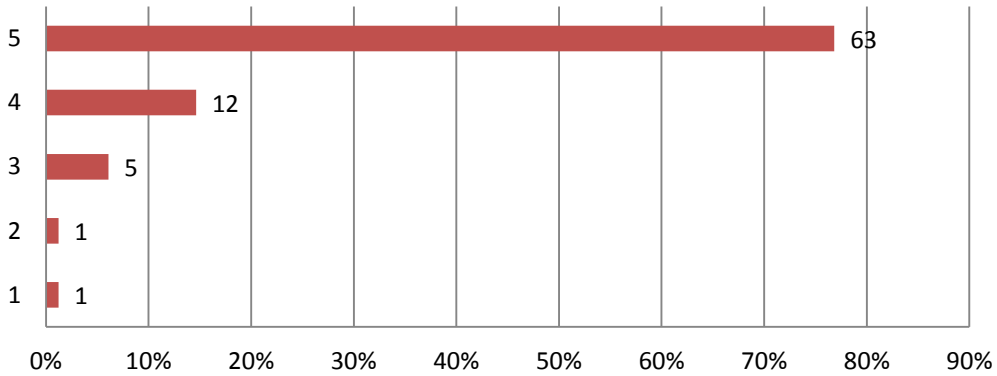
How satisfied are you with...		Score					
Statement		1	2	3	4	5	Mean
The information you received about the Cash Subsidy. (n=84)	Frequency	0	1	6	15	62	4.4
	Percent	0%	1%	7%	18%	74%	
The amount of cash assistance you receive (n=81)	Frequency	2	4	16	22	37	3.7
	Percent	2%	5%	20%	27%	46%	
How much control you have over spending (n=82)	Frequency	1	1	5	12	63	4.3
	Percent	1%	1%	6%	15%	77%	
Speed of response to your need (n=82)	Frequency	0	7	7	17	51	4
	Percent	0%	9%	9%	21%	62%	
The way you have been treated by people involved with the cash subsidy program (n=82)	Frequency	0	1	1	8	73	4.5
	Percent	0%	1%	1%	10%	88%	



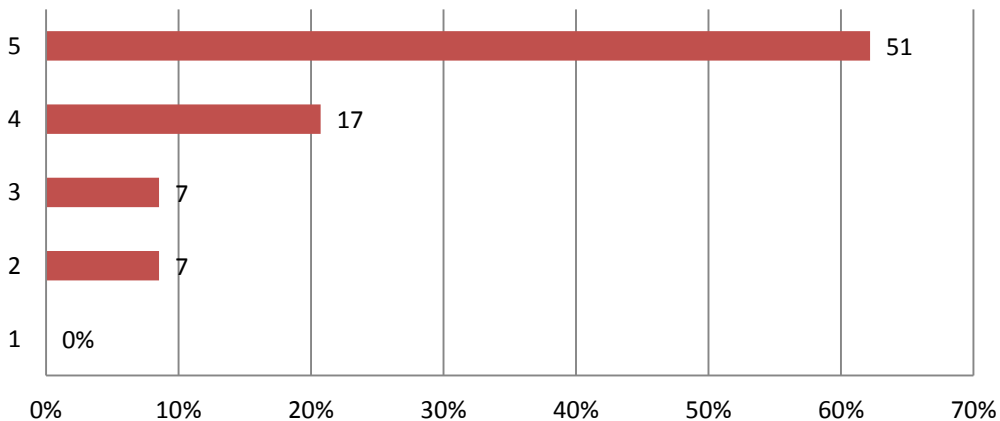
The amount of cash assistance you receive (n=81)



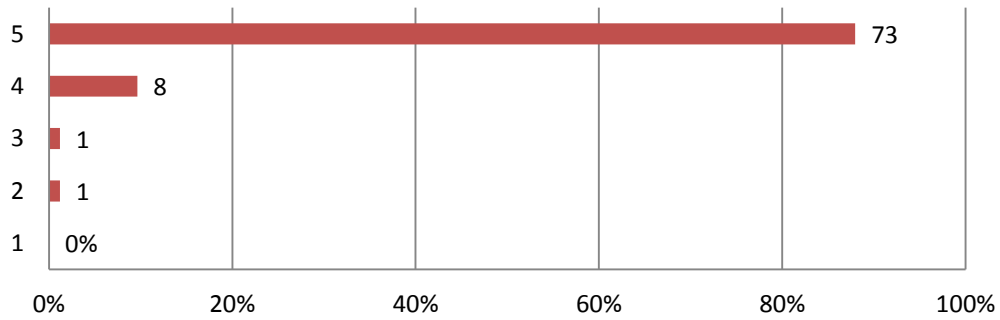
How much control you have over spending (n=82)



Speed of response to your need (n=82)



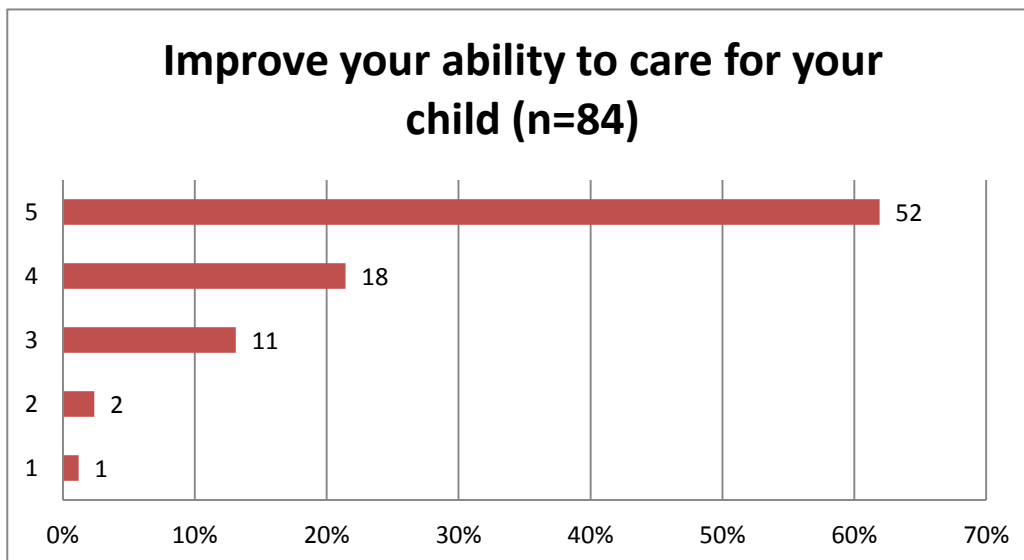
**They way you have been treated by
people involved with the cash subsidy
program (n=82)**



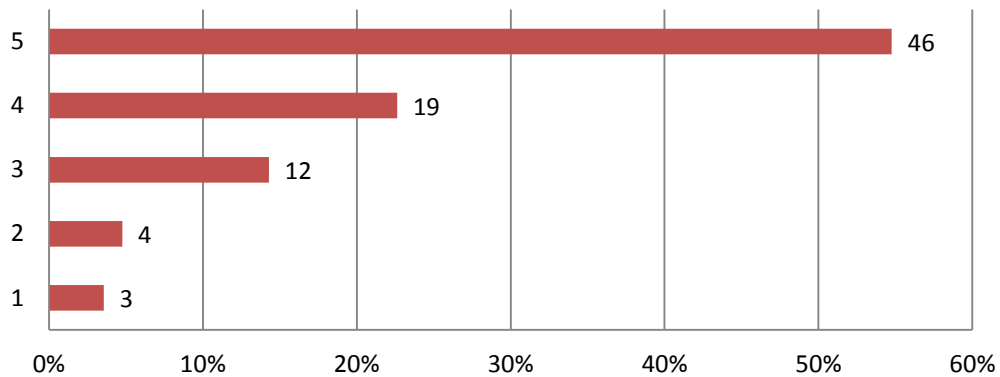
Question 9d. For each item below, circle the number that best describes the impact these programs have on your family.

1 = No impact at all, 5 = A lot of impact. (Circle only one response per area.)

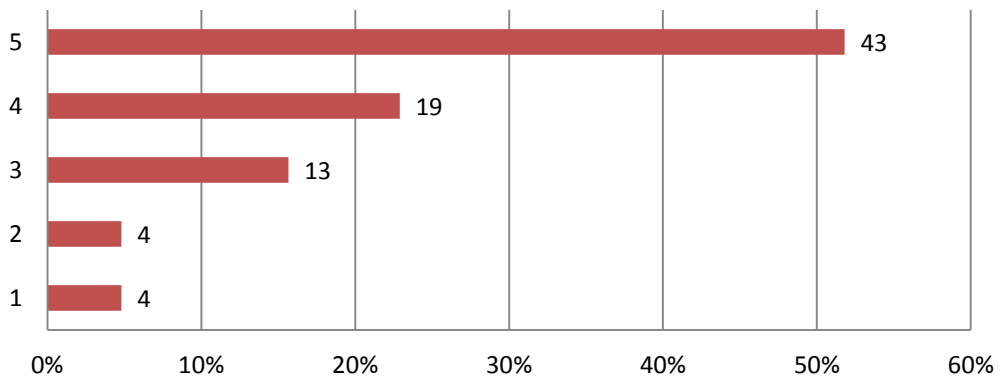
How much does the Cash Subsidy...		Score					
Statement		1	2	3	4	5	Mean
Improve your ability to care for your child (n=84)	Frequency	1	2	11	18	52	4.2
	Percent	1%	2%	13%	21%	62%	
Help your family to do more together (n=84)	Frequency	3	4	12	19	46	4
	Percent	4%	5%	14%	23%	55%	
Help your family be more like other families (n=83)	Frequency	4	4	13	19	43	3.8
	Percent	5%	5%	16%	23%	52%	
Ease your financial worries because of your child (n=85)	Frequency	5	3	18	16	43	3.9
	Percent	6%	4%	21%	19%	51%	
Reduce stress in your family's life (n=83)	Frequency	4	6	17	18	38	3.7
	Percent	5%	7%	20%	22%	46%	
Allow you to work (n=83)	Frequency	26	5	13	12	27	2.9
	Percent	31%	6%	16%	14%	33%	
Help you do things that you were unable to do before (n=83)	Frequency	2	7	17	18	39	4
	Percent	2%	8%	20%	22%	47%	



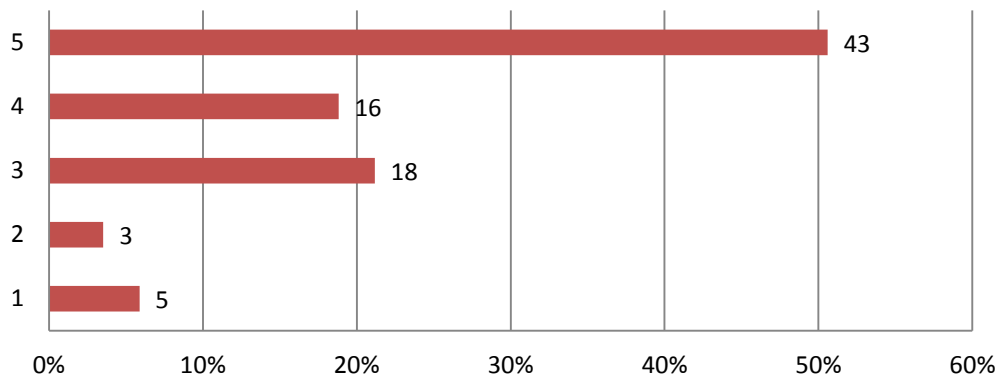
Help your family do more together (n=84)



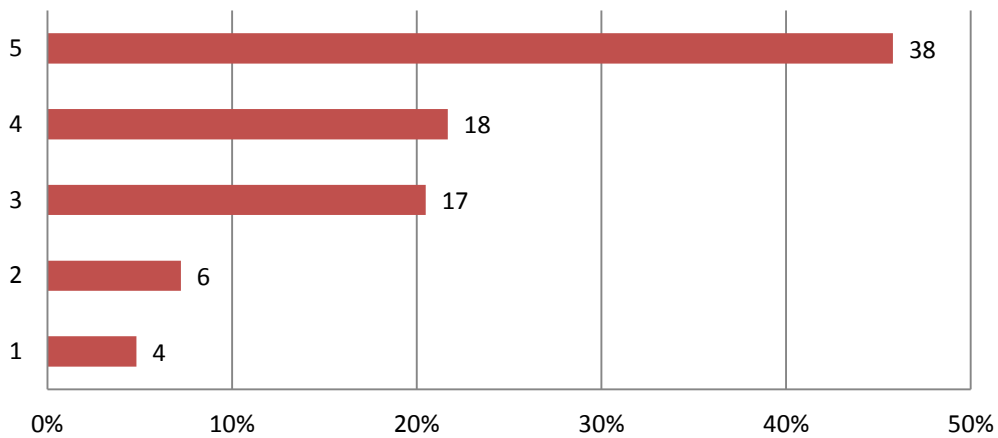
Help your family be more like other families (n=83)



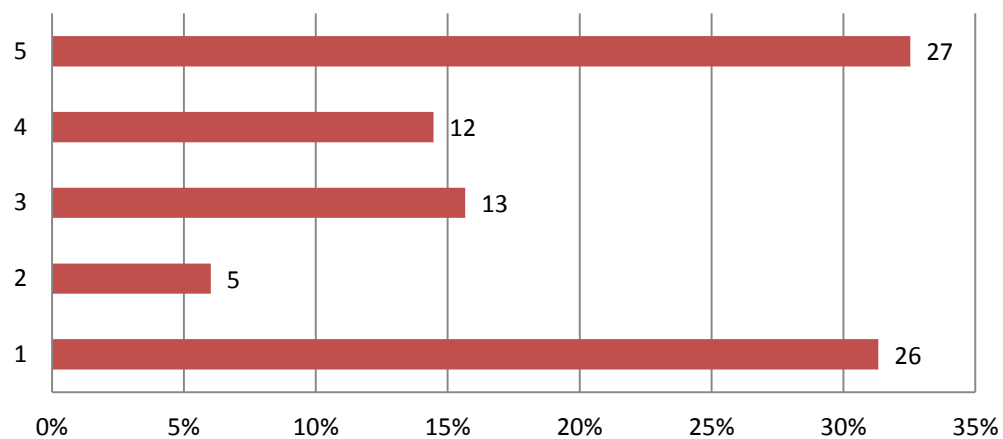
Ease your financial worries because of your child (n=85)



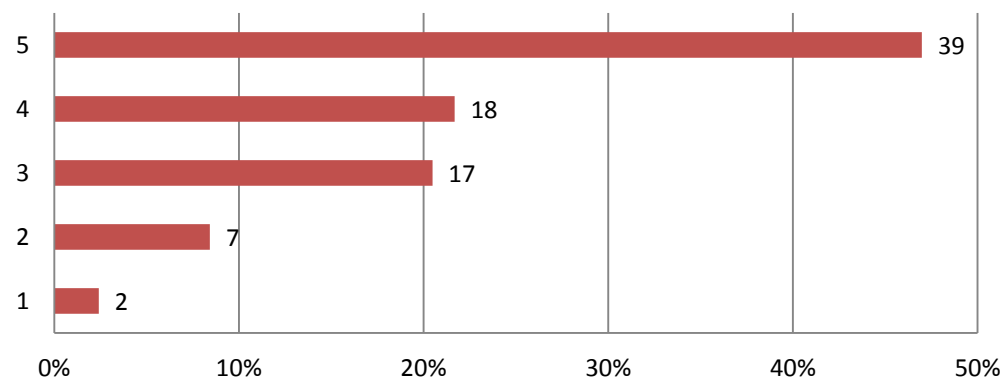
Reduce stress in your families life (n=83)



Allow you to work (n=83)



Help you do things that you were unable to do before (n=83)



Question 9e. What do you MOST appreciate or value about the Cash Subsidy program?

Statement
A lot more money to do things
All of it
Allowed to get counseling Medicaid would not pay for
Allows me to do extra things
Allows me to send boys to camp during summer, helps me with gas, school needs, medical stuff that Medicaid does not pay
Allows us to make ends meet
Appreciate it; a big help in getting things he need
Appreciate service and support along with in-service and workshops
Appreciate timely income; it help ease financial worries because of my son.
Appreciate what they are doing very much
Being able to buy food b/c I don't get food stamps
Being able to buy food - because I don't get food stamps
Brings more income in the household, so I don't have to ask family members. I appreciate the extra income very much
By son being a young teenager, he wants a lot, so after all the bills are paid, I can get him some of the things he wants and need.
Can pay for camps and extra activities and items my child can enjoy
Cash subsidy enabled grandson to one-on-one counseling that was not covered by Medicaid
Consistency
Every little bit helps when you a single parent w/o child support
Extra help needed by family
Give me extra money to run on single parent household b/c I can't work right now b/c of child
Gives me the money I need to help take care of my family in whatever we need it on a month to month basis
Help get some of the things our child needs
Help me meet some of my needs
Help me out with my grocery, get no food stamps; look forward to it
Helping w/son getting tutoring; make us able to do other things
Helps me buy this I need for the house
Helps out a lot, have to miss work sometimes to bring to appts; also help with things son needs
helps take care of child and needs. Glad you have this program
Helps to buy gas to come to treatment
How it help us do things that we couldn't do before
I appreciate it very much
I appreciate that it's there when I need gas, taxi, bus fare for the child so she won't miss her appts
I appreciate the cash subsidy program because it helps me when I need a little help each month
I appreciate the freedom to spend money on whatever need.

I have 6 kids, don't get food stamps, pay 1400 rent, the money able me to feed my children
I know for sure I will get \$258.00 a month
It gives me a chance to do more thing for/with my child, like clothes,food and recreation
It has allowed me to get tutoring for my child
It help me and my son a lot
It helps a lot; program works good with me and my family
It helps get some things a person need
It helps getting some more games for him to help improve his ability, going on some trips at times
It helps me at a good time in the month to do things and provide for my family
It helps me to be able to get more stuff for the child's needs
It helps support your child
It helps to feed and buy clothes for son
it realizes some financial stress
Its wonderful and available
Just knowing its available and very thankful to get it
Lot of helpful information on a lot of things along with helpful resources
Money helps in areas that are beneficial that I may not have otherwise been able to do
My worker is very helpful
No problme w/waiting for a check (debit care). Employees are always helpful
No support coordinator to see how \$ spent
Opportunity to do things together. Also allows him to participate in other activities
Program helped give daughter a place that was safe in her front yard to place
Something is better than nothing; program trying to help
Spending flexibility
Steady income to depend on
Takes some stress of of me financially
That they care
That they care about us
The assistance help my child go to appointments and for sitter when needed
The care and concern it have about the care of children with disabilities
The cash really helps; a child w/a disability is very expensive to raise
The cash subsidy fills in for any missing income from my son's disability
The doctors, social workers find ways to improve my children's learning , and the money helps out where I cannot afford some items
The extra help I get with him doing school; not worrying about where I am going to get money on a trip
The financial assistance, wouldn't have made it without it
The help
The money allow me to buy food
The money and program let my son realize that there is help
The money every month helps somewhat. Employees who assist me are very understandingg and helpful
The program has helped by adolescent daughter to be able to buy clothes and supplies for school, that she probably wouldn't have gotten. Thank you

The program offers cas subsidy to families unable to work and the cas is not enough, but it helps
The state cares ab out these children and their future
They help my children
They help my children
Timelines - consistency
To allow me to go a little further with being able to afford a few more things for my child needs
We can utilize the money to provide extra services for our child
We finally got help from someone
Would like to thank you

Question 9f. What would you do to change how the Cash Subsidy program is run?

Statement
A more sufficient way of getting checks faster to the children/family
Change the amount to help parents that are unable to work with financial relief
Change the evaluation time. Shorten the time you have to wait
Completely satisfied with cash subsidy program
Everything is great
For parents who have children w/significant disability - income should determine amount of cash subsidy
For the people to remember that we do need help and are thankful but don't feel or treat us as if we're begging or that we can't ask questions
Get nervous when the fiscal year starts; scared of the program being cut
Give more money
Great program; seems to run fair and smoothly
I feel they are doing a good job
I would like child receive help until they are 21 years old
I would offer more incentives and financial assistance
Increase amount of money
It has truly been a blessing for my family
it runs real good to me, there is nothing I would change
Length of time it takes to receive money
make amount higher; allow to receive until child finishes school
Make annual renewal easier
Make sure all clients's telephone number and addresses are correct
make sure funds come on time
Maybe change the amount of money
more family activities on weekends
My daughter was on the list for 3 years before she received any funds. More funds are needed to help these families so the waiting list and time frame isn't long
Nothing (Appears 37 times)
Nothing wrong with the way it run, just the waiting list and lack of funds
Nothing, I'm grateful
nothing, it is great
Nothing, its hard raising a child like mind; it helps a lot and I thank everyone for their support
Nothing, program is ran very professional and nothing wrong at this time
Nothing. I think the staff does a outstanding job with their process
Offer direct deposit
Shorter wait list
Should not end at 18 if still attending school
The money be sent on the 1st of the month
Time from waiting to receiving needs to be a shorter process
Wish it was more benefits
Wish that cash subsidy program would last a little longer