

State Personal Assistance Program (SPAS)

Quarterly and Cumulative Report FY 18-19

Project Period: January 1, 2019- March 31, 2019 (3rd Quarter)

One of the primary principles on which the SPAS program was founded is that adults with disabilities should be afforded the opportunity to make decisions for themselves and to live in typical homes and communities where they can exercise their full rights and responsibilities as citizens. Based on this principal, the SPAS program for the FY 2019-2020 is administered as follows:

Demographics of Consumers

Forty-five (45) consumers received services through the SPAS program this quarter.

<i>Quarter</i>	<i>1st Quarter</i>	<i>2nd Quarter</i>	<i>3rd Quarter</i>	<i>4th Quarter</i>	<i>Cumulative Total</i>
<i># of Consumers</i>	41	41	45		

Table 1

Demographic information in terms of race, gender, age, disability and geographic location is noted below.

Race (Figure 1):

Quarterly: African American (18) Caucasian (22) Hispanic (1)

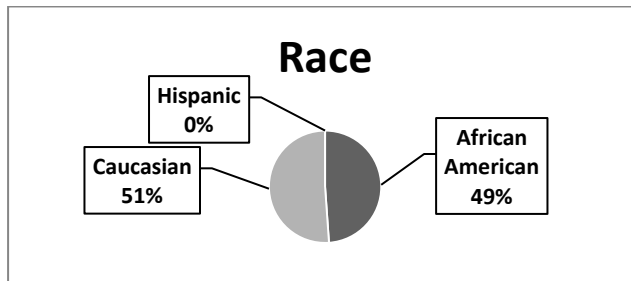


Figure 1

Gender (Figure 2):

Quarterly: Male (25) Female (20)

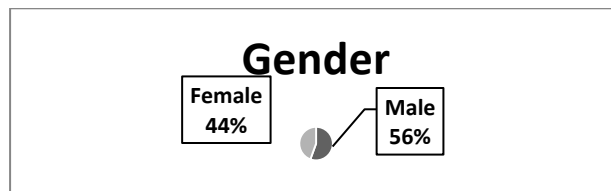


Figure 2

Age: Ranges from age 37 to 69.

Disability: Consumers represent a wide range of diversity in terms of disability, including acquired brain injury, Quadriplegia, spinal cord injury, stroke, visual impairment, muscular dystrophy, severe lung disease, acute renal failure, multiple sclerosis, chronic kidney disease, sickle cell anemia, brain aneurysm, partial paralysis, and individuals with multiple disabilities.

Geographic Location by DHH Region (Table 2, Figure 3):

<u>Region</u>	<u># of Consumers</u>
Region 1	5
Region 2	7
Region 3	1
Region 4	0
Region 5	4
Region 6	3
Region 7	9
Region 8	8
Region 9	7
Region 10	1

Table 2

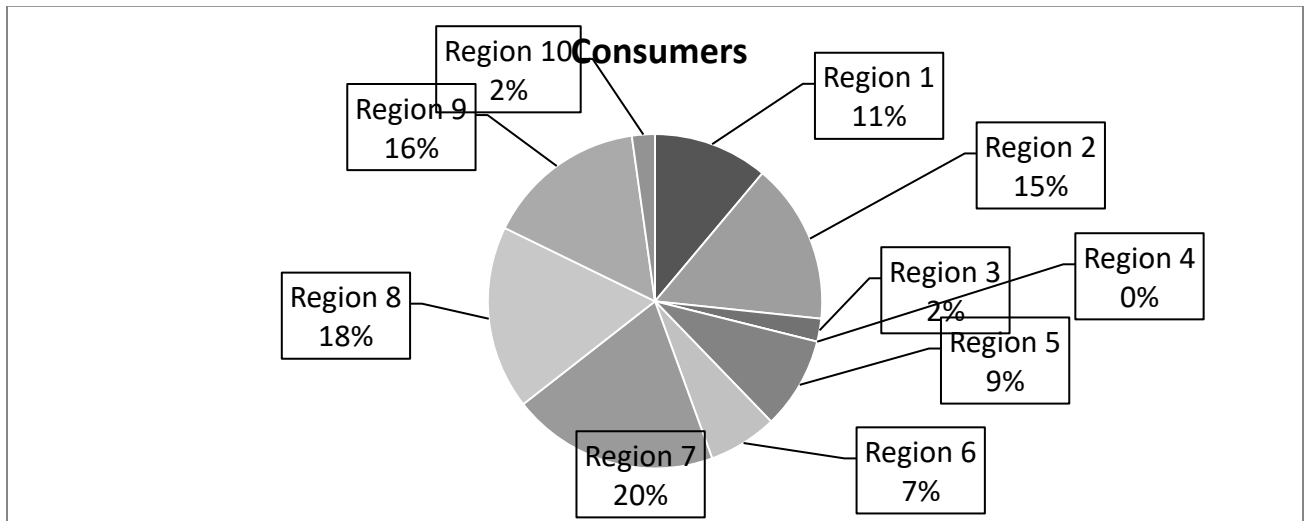


Figure 3

Services Provided (Table 3)

Consumers receive services consistent with their needs as identified by a comprehensive plan of care. The plan of care is updated on an annual basis. The types of services that are currently being utilized through SPAS and the specific utilization of each service are noted below.

Service	# of Individuals Receiving Service 2nd Quarter
Support Coordination	45
Personal Care Assistance	35
Rental/Utility Assistance	3
Medical Supplies/Equipment/Stipend	5
Vehicle /Home Modifications	2

Table 3

**Note: One individual receives Support Coordination as the only service.*

**Note: Some individuals may receive more than one service.*

Expenditure of Funds (Table 4, Figure 4)

Funding for direct services through the State Personal Assistance Program for July 1, 2019- June 30, 2020 is \$ \$780,893.50

The amount expended for the 3rd quarter and the cumulative total for FY 19-20 is as follows:

Service	Total Expenditures for 1st Quarter	Total Expenditures for 2nd Quarter	Total Expenditures for 3rd Quarter	Total Expenditures for 4th Quarter	Total Expenditures for FY19-20
Personal Care Assistance (PCA)	\$138,313.52	\$152,804.96	\$156,178.75		
Rental/Utility Assistance (Rental/Utilities)	\$2,200	\$1,800	\$ 1,859.04		
Medical Supplies/Equipment/Stipend (Medical)	\$236.82	\$3205.96	\$25,240.78		
Total	\$140,750.34	\$157,810.92	\$183,278.57		\$481,839.83

Table 4

The division of cumulative expenditures, in relation to the services provided, is noted below:

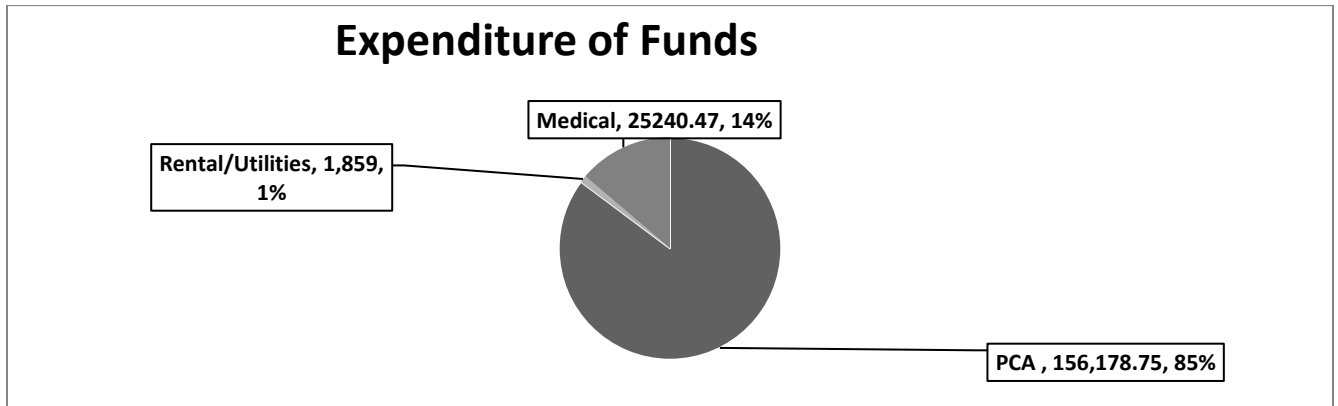


Figure 4

Waiting List

Geographic Location by DHH Region (Table 5, Figure 5):

Region	# of Applicants
Region 1	4
Region 2	21
Region 3	7
Region 4	9
Region 5	7
Region 6	3
Region 7	14
Region 8	8
Region 9	8
Region 10	3
Total	84

Table 5

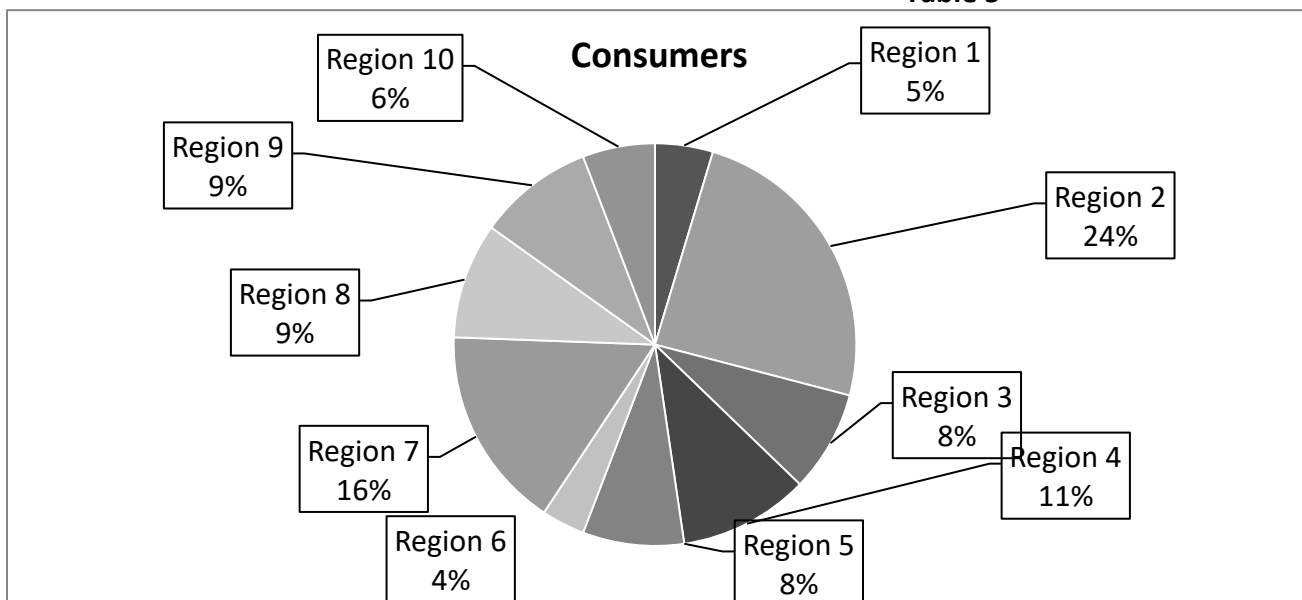


Figure 5

Waiting List Requested Services (Table 6)

**Note: Some applicants request multiple services.
Some service requests are unknown.*

**Note: Nineteen applicant have been removed from
the waiting list for failure to contact.*

Service Requested	# of Applicants	Average amount to provide service	Total Amount to provide service for all applicants
PCA Services	68	\$21,900	\$1,489,200.00
Home Modifications	6	\$ 5,000	\$35,000.00
Dental	1	\$10,000	\$10,000
Medical Equipment/Supplies	4	\$ 4,000	\$8,000
Rental/Utility Asst.	1	\$2,400	\$2,400
Homemaker	2	\$ 840	\$1,680.00
Therapy (Physical, Speech, & Counseling)	0	unknown	unknown
Total			\$1,546,280.00

Table 6

For additional information regarding SPAS, contact:

Kelly Monroe
Executive Director
The Arc of Louisiana
(225) 383-1033
kmonroe@thearcla.org

LeAngela Richards
Project Director
The Arc of Louisiana
(225) 383-1033
lrichards@thearcla.org