

OAAS Report to Developmental Disabilities Council

April 2023

As of 03/28/2023 (unless otherwise stated)

Medicaid Home and Community Based Services (HCBS) Update

Current Recipients

- Adult Day Health Care Waiver: 382
- Community Choices Waiver: 5,913
- Long Term Personal Care Services: 9,533
- Program All-Inclusive Care for the Elderly: 415

Waiver Registry

- Adult Day Health Care Waiver: 1,531
- Community Choices Waiver Registry: 7,149; Waiting List: 3,021

Traumatic Head and Spinal Cord Injury (THSCI) Program

- Open Cases: 570
- Registry List: 211 — (1/1/2020)

State Personal Assistance Program (SPAS)

- Refer to ACT 378 report
 - Open/Active Cases: 41
 - Waitlist Registry: 66 — (Working on 2020)

Adult Protective Services - Reported Quarterly - (Provides Protective Services to adults ages 18-59)

Through 3rd Quarter of FY2023 (July 1, 2022 through March 31, 2023)

Cases Accepted by Region

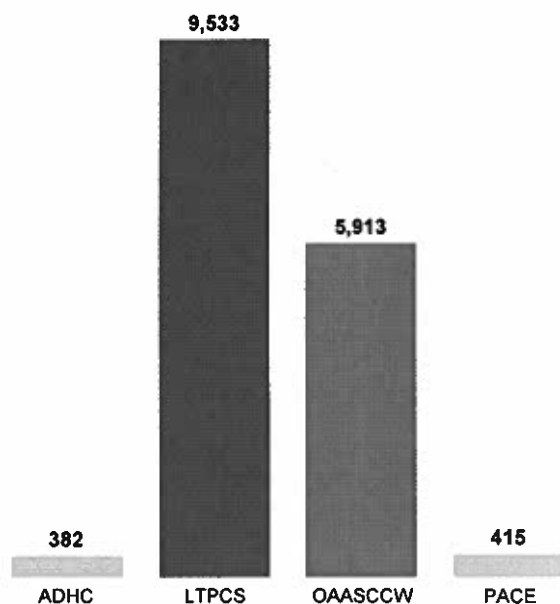
Region	1	2	3	4	5	6	7	8	9	Total	
FY 2021	282	198	163	271	143	120	162	116	207	1,662	7/1/20-6/30/21
FY 2022	299	205	127	232	123	112	173	116	202	1,589	7/1/21-6/30/22
FY 2023	217	159	85	204	110	85	112	90	149	1211	7/1/22-03/31/23

Allegations Investigated – Cases may have multiple allegations

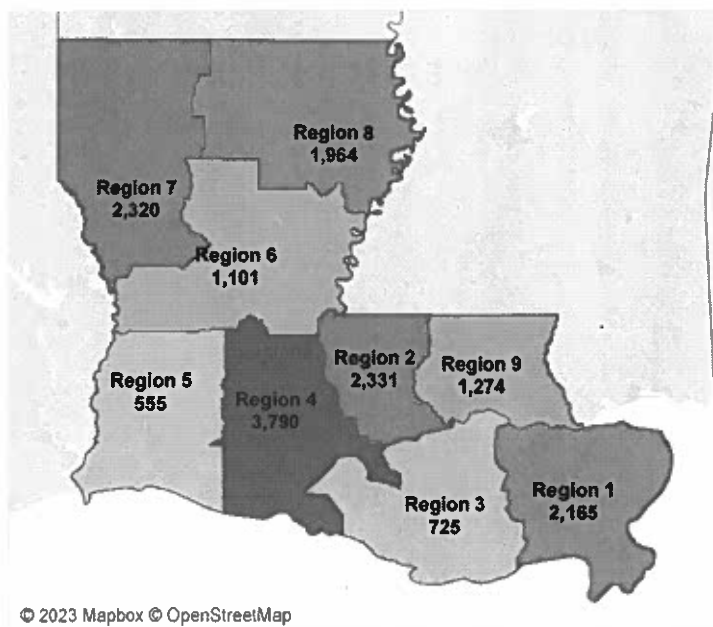
Allegation	FY 2021 7/1/20-6/30/21		FY 2022 7/1/2021-6/30/2022		FY 2023 7/1/2022-03/31/2023	
	Number	%	Number	%	Number	%
Caregiver Neglect	836	30.87%	826	31.02%	643	32.21%
Emotional Abuse	411	15.18%	400	15.02%	332	16.63%
Financial Abuse	529	19.53%	511	19.19%	353	17.69%
Physical Abuse	375	13.85%	298	11.19%	230	11.52%
Self-Neglect	463	17.10%	532	19.98%	365	18.29%
Sexual Abuse	94	3.47%	96	3.60%	73	3.66%
Total	2,708	100.00%	2,663	100.00%	1996	100.00%

OAAS Population as of March 2023

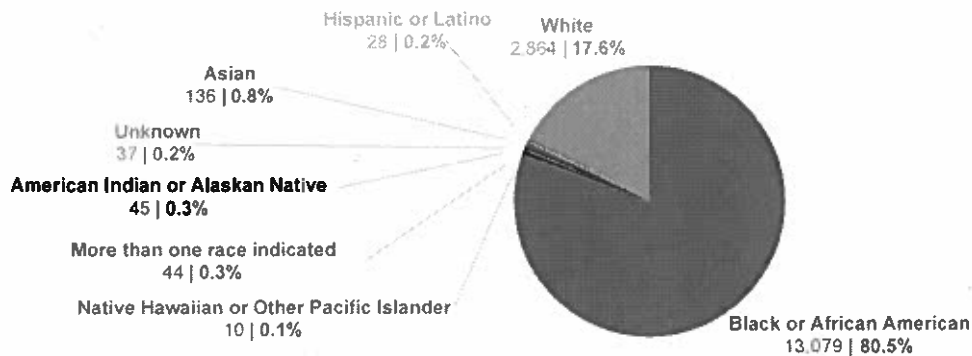
Program Participants



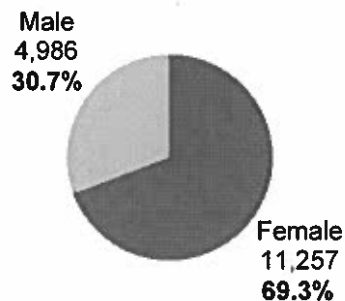
Population by Region



Population by Race



Population by Gender



Population by Age Group

