

**State Personal Assistance Program (SPAS)  
Quarterly and Cumulative Report FY 23-24  
Project Period: July 1, 2023 – June 30, 2024**

One of the primary principles on which the SPAS program was founded is that adults with disabilities should be allowed to make decisions and live in typical homes and communities where they can exercise their full rights and responsibilities as citizens. Based on this principle, the SPAS program for the FY 2023-2024 is administered as follows:

**Demographics of Consumers**

Forty-two (42) consumers received services through the SPAS program this quarter.

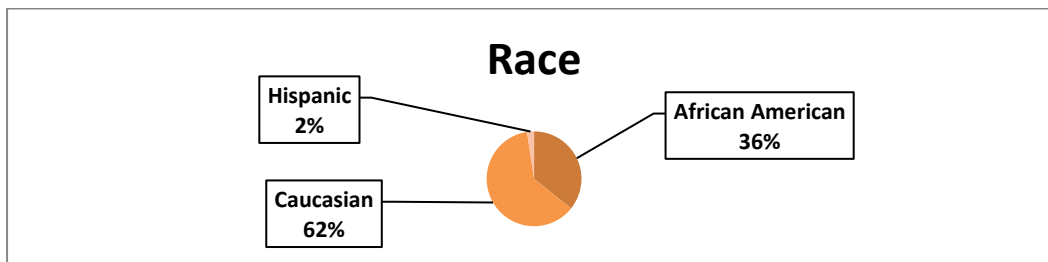
| <i>Quarter</i>        | <i>1<sup>st</sup> Quarter</i> | <i>2<sup>nd</sup> Quarter</i> | <i>3<sup>rd</sup> Quarter</i> | <i>4<sup>th</sup> Quarter</i> |
|-----------------------|-------------------------------|-------------------------------|-------------------------------|-------------------------------|
| <i># of Consumers</i> | <b>42</b>                     |                               |                               |                               |

**Table 1**

Demographic information regarding race, gender, age, disability, and geographic location is noted below.

***Race (Figure 1):***

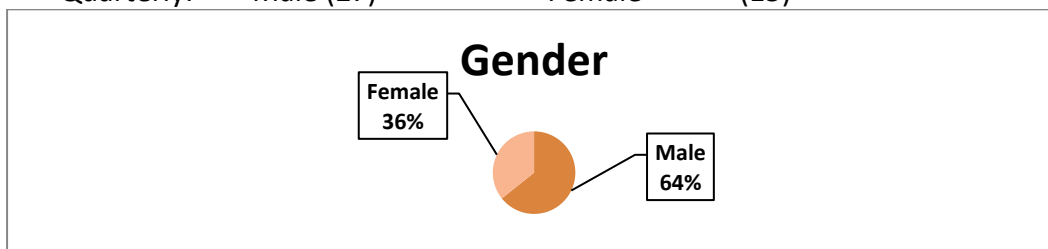
Quarterly: African American (15)    Caucasian (26)    Hispanic (1)



**Figure 1**

***Gender (Figure 2):***

Quarterly: Male (27)                      Female                      (15)



**Figure 2**

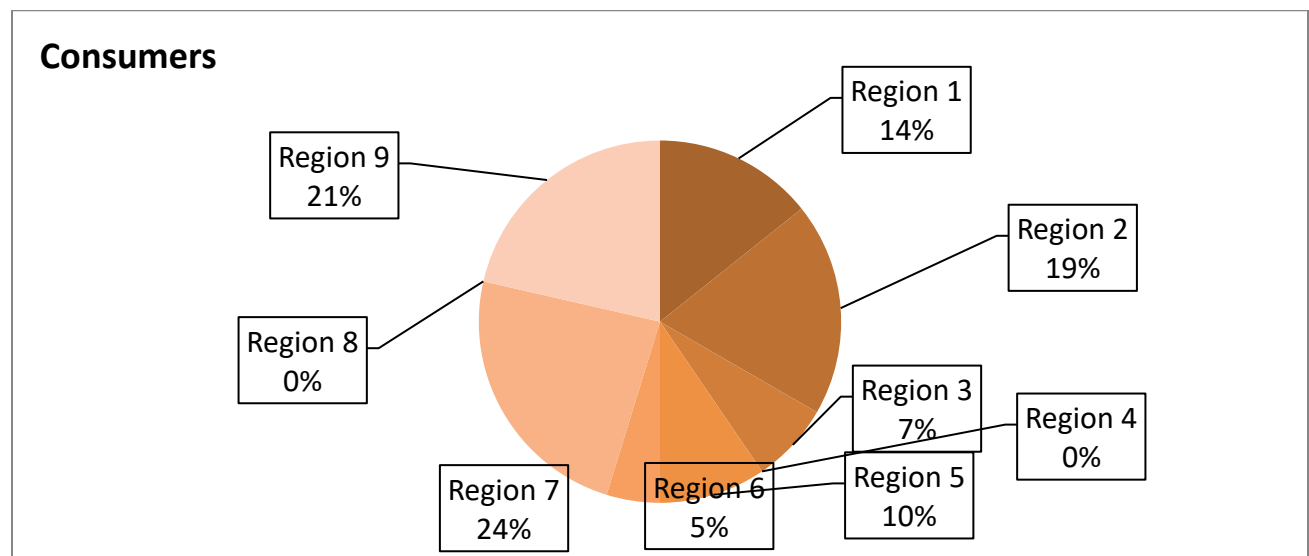
**Age:** Ranges from age 30 to 91.

**Disability:** Consumers represent a wide range of diversity in terms of disability, including acquired brain injury, Quadriplegia, spinal cord injury, stroke, visual impairment, muscular dystrophy, severe lung disease, acute renal failure, multiple sclerosis, chronic kidney disease, sickle cell anemia, brain aneurysm, partial paralysis, and individuals with various disabilities.

**Geographic Location by DHH Region (Table 2, Figure 3):**

| <u>Region</u> | <u># of Consumers</u> |
|---------------|-----------------------|
| Region 1      | 6                     |
| Region 2      | 8                     |
| Region 3      | 3                     |
| Region 4      | 0                     |
| Region 5      | 4                     |
| Region 6      | 2                     |
| Region 7      | 10                    |
| Region 8      | 0                     |
| Region 9      | 9                     |
| TOTAL         | 42                    |

**Table 2**



**Figure 3**

**Services Provided (Table 3)**

Consumers receive services consistent with their needs as identified by a comprehensive plan of care. The plan of care is updated on an annual basis. The types of services currently being utilized through SPAS and the specific utilization of each service are noted below.

| <b>Service</b>                        | <b># of Individuals Receiving Service<br/>1st Quarter</b> |
|---------------------------------------|-----------------------------------------------------------|
| Support Coordination                  | 42                                                        |
| Personal Care Assistance              | 37                                                        |
| Rental/Utility Assistance             | 3                                                         |
| Medical<br>Supplies/Equipment/Stipend | 2                                                         |
| Vehicle /Home Modifications           | 0                                                         |

**Table 3**

*\*Note: Some individuals may receive more than one service.*

**Expenditure of Funds (Table 4, Figure 4)**

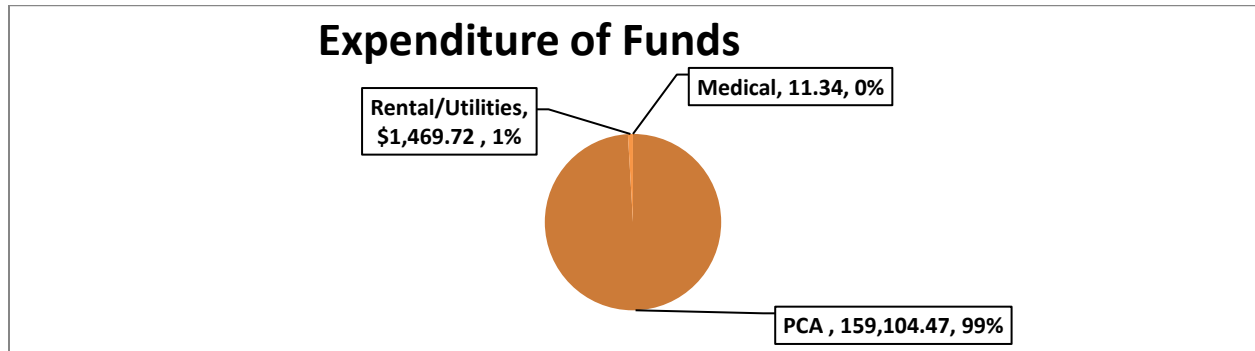
Funding for direct services through the State Personal Assistance Program for July 1, 2023- June 30, 2024, is **\$893,052**.

The amount expended for the 1<sup>st</sup> quarter and the cumulative total for FY 23-24 is as follows:

| <b>Service</b>                                                                     | <b>Total Expenditures<br/>for 1st<br/>Quarter</b> | <b>Total Expenditures<br/>for the 2<sup>nd</sup><br/>Quarter</b> | <b>Total Expenditures<br/>for the 3rd<br/>Quarter</b> | <b>Total Expenditures<br/>for the 4<sup>th</sup><br/>Quarter</b> | <b>Total Expenditures<br/>for<br/>FY 23-24</b> |
|------------------------------------------------------------------------------------|---------------------------------------------------|------------------------------------------------------------------|-------------------------------------------------------|------------------------------------------------------------------|------------------------------------------------|
| <b>Personal Care Assistance<br/>(PCA)</b>                                          | \$159,104.47                                      |                                                                  |                                                       |                                                                  | \$159,104.47                                   |
| <b>Rental/Utility Assistance<br/>(Rental/Utilities)</b>                            | \$1469.72                                         |                                                                  |                                                       |                                                                  | \$1469.72                                      |
| <b>Medical<br/>Supplies/Equipment/Stipend<br/>(Medical/Home<br/>Modifications)</b> | \$11.34                                           |                                                                  |                                                       |                                                                  | \$11.34                                        |
| <b>Total</b>                                                                       | <b>\$160,585.53</b>                               |                                                                  |                                                       |                                                                  | <b>\$160,585.53</b>                            |

**Table 4**

The division of cumulative expenditures for the services provided is noted below:

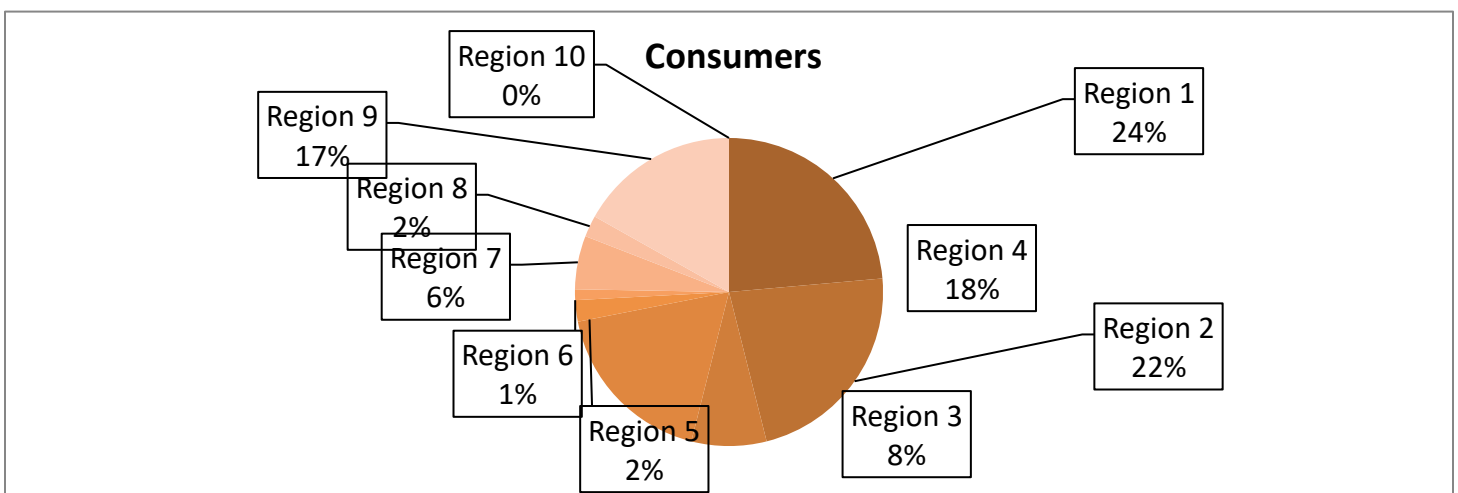


**Figure 4**

Waiting List – Currently, there are 89 people on the waiting list to receive services.

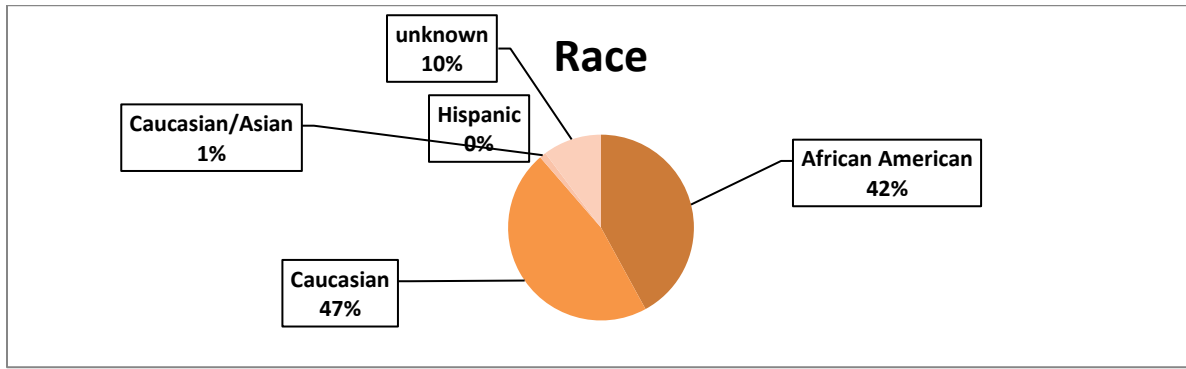
*Geographic Location by DHH Region (Table 5, Figure 5):*

| Region   | # of Applicants |
|----------|-----------------|
| Region 1 | 21              |
| Region 2 | 20              |
| Region 3 | 7               |
| Region 4 | 16              |
| Region 5 | 2               |
| Region 6 | 1               |
| Region 7 | 5               |
| Region 8 | 2               |
| Region 9 | 15              |
| Total    | 89              |



**Race (Figure 6):**

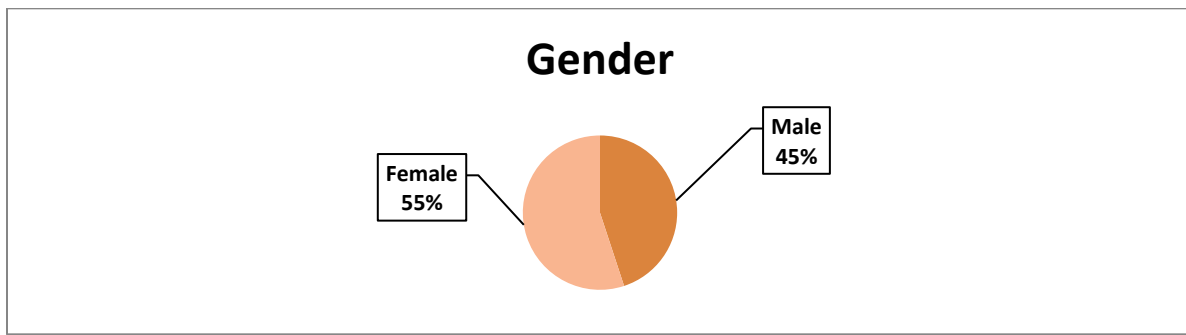
**African American (37) Caucasian (41) Hispanic (1) Caucasian/Asian (1) Unknown (9)**



**\*\*There are 9 incomplete applications where the race was not identified. A request for the complete application was made.**

**Gender (Figure 7):**

**Quarterly: Male (40) Female (49)**



**Waiting List Requested Services (Table 6)**

*There are 89 people currently on the waiting list.*

*\*Note: Some applicants request multiple services.*

*\*Note: PCA hours are estimated and have been rounded to 35 hours a week @ \$14.00 per hour. All other services are averaged and estimated by what costs were in the prior year.*

| Service Requested                        | # of Applicants | The average amount to provide service | Total Amount to provide service for all applicants |
|------------------------------------------|-----------------|---------------------------------------|----------------------------------------------------|
| PCA Services                             | 74              | \$23,660                              | \$1,702,000                                        |
| Home Modifications                       | 11              | \$ 15,000                             | \$165,000                                          |
| Dental                                   | 0               | \$10,000                              | 0.00                                               |
| Medical Equipment/Supplies               | 27              | \$ 15,000                             | \$405,000                                          |
| Rental/Utility asst.                     | 1               | \$200                                 | \$2400.00                                          |
| Transportation                           | 0               | \$3,000                               | \$0.0                                              |
| Therapy (Physical, Speech, & Counseling) | 0               | unknown                               | unknown                                            |
| <b>Total</b>                             |                 |                                       | <b>\$2,274,400</b>                                 |

| Services             | # of Applicants currently receiving | # of applicants applied or applying for other services |
|----------------------|-------------------------------------|--------------------------------------------------------|
| LTPCS                | 4                                   | 1                                                      |
| CCW                  | 10                                  | 23                                                     |
| NOW                  | 6                                   | 6                                                      |
| THSCI                | 14                                  | 4                                                      |
| ROW                  | 1                                   | 0                                                      |
| Supports Waiver/PACE | 1                                   | 0                                                      |
| <b>TOTAL</b>         | <b>36</b>                           | <b>34</b>                                              |

\*\*Some have applied and/or are receiving more than one service.

**Four (4) applicants are not eligible for other services and are not receiving other services. Nineteen (19) of the applicants, we were unable to get this information.**

**For additional information regarding SPAS, contact:**

Kelly Monroe  
Executive Director  
The Arc of Louisiana  
(225) 383-1033  
[kmonroe@thearcla.org](mailto:kmonroe@thearcla.org)

Whitney Ledet  
Project Director  
The Arc of Louisiana  
(225)383-1033  
[spas@thearcla.org](mailto:spas@thearcla.org)