



OAAS Report to the Developmental Disabilities Council – April 2024

Data as of March 31, 2024, unless otherwise specified

Medicaid Home and Community Based Services (HCBS) Update

Current Recipients

Adult Day Health Care: **334**
 Community Choices Waiver (CCW): **5868**
 Long Term Personal Care Services: **9242**
 Program of All-Inclusive Care for the Elderly: **412**

Waiver Registry

Adult Day Health Care Waiver waitlist: **1879**
 CCQ waitlist: **9050**
CCW waitlist without HCBS services: 4730

Traumatic Head and Spinal Cord Injury (THSIC) Program Update

Open Cases
575

Registry / Waitlist
228

State Personal Assistance Services (SPAS) Program update

Open / Active Cases
41

Registry / Waitlist
96

Refer to ACT 378 Report

Adult Protective Services (APS) Quarterly Reports

1st-3rd Quarters FY2024 (July 1, 2024 through March 31, 2024)

Cases Accepted by Region

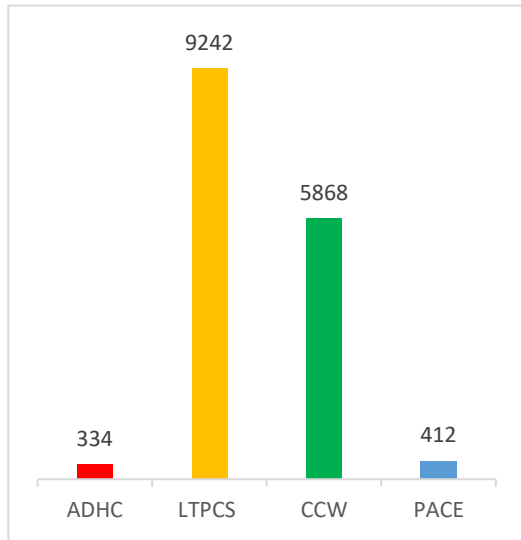
Region	1	2	3	4	5	6	7	8	9	Total	
FY 2022	299	205	127	232	123	112	173	116	202	1,589	7/1/21-6/30/22
FY 2023	337	210	117	278	149	113	157	134	209	1,704	7/1/22-6/30/23
FY 2024	277	168	85	212	133	105	118	85	190	1,373	7/1/23-3/31/24

Allegations Investigated – Cases may have multiple allegations

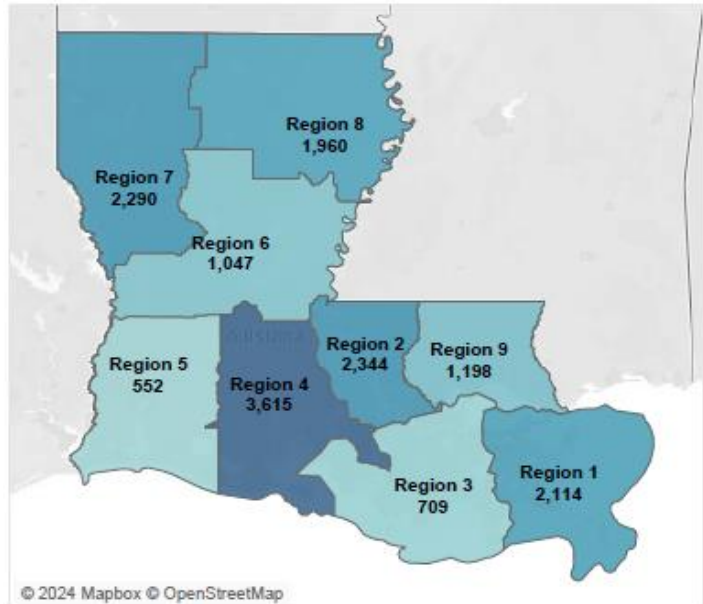
Allegation	FY 2022 1 st -4 th Quarters		FY 2023 1 st -4 th Quarters		FY 2024 1 st – 3 rd Quarters	
	Number	%	Number	%	Number	%
Caregiver Neglect	826	31.02%	887	31.81%	784	31.79%
Emotional Abuse	400	15.02%	494	17.72%	411	16.67%
Financial Abuse	511	19.19%	494	17.72%	436	17.68%
Physical Abuse	298	11.19%	311	11.15%	260	10.54%
Self-Neglect	532	19.98%	507	18.19%	501	20.32%
Sexual Abuse	96	3.60%	95	3.41%	74	3.00%
Total	2,663	100.00%	2788	100.00%	2466	100%

OAAS Populations Update

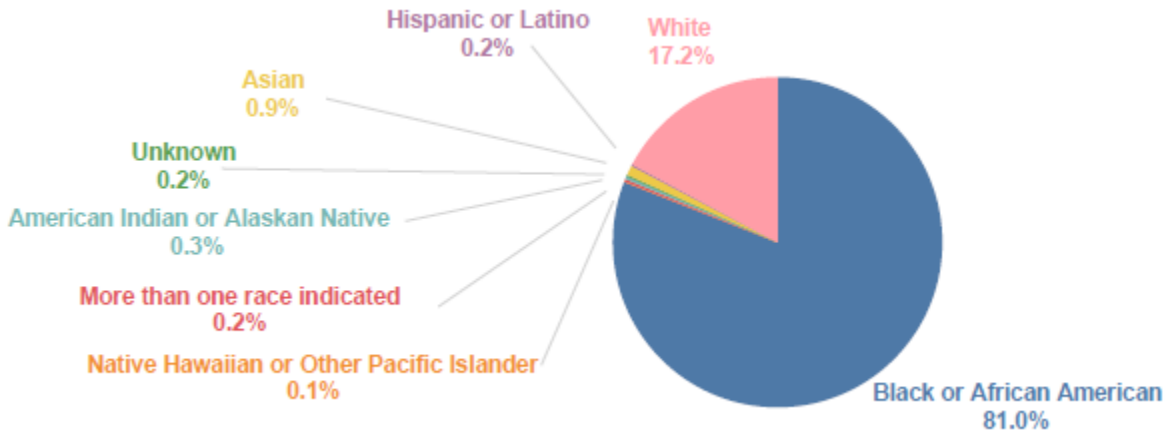
Total Program Participants



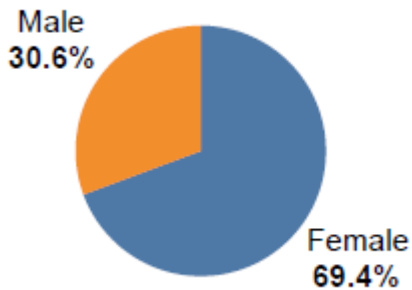
Populations by Region



Population by Race



Populations by Gender



Population by Age Group

