

OAAS Report to the Developmental Disabilities Council – July 2024

Data as of June 30, 2024

Medicaid Home and Community Based Services (HCBS) Update

Current Recipients

Adult Day Health Care: **323**
 Community Choices Waiver (CCW): **5938**
 Long Term Personal Care Services: **9417**
 Program of All-Inclusive Care for the Elderly: **440**

Waiver Registry

Adult Day Health Care Waiver waitlist: **1976**
 CCQ waitlist: **10,405**
 CCW waitlist without HCBS services: **5820**

Traumatic Head and Spinal Cord Injury (THSIC) Program Update

Open Cases

560

Registry / Waitlist

257

State Personal Assistance Services (SPAS) Program Update

Open/ Active Cases

42

Registry / Waitlist

98

Refer to ACT 378 Report

Adult Protective Services (APS) Quarterly Reports (18 – 59 years of age)

1st-4th Quarters FY2024 (July 1, 2024 through June 30, 2024)

Cases Accepted by Region

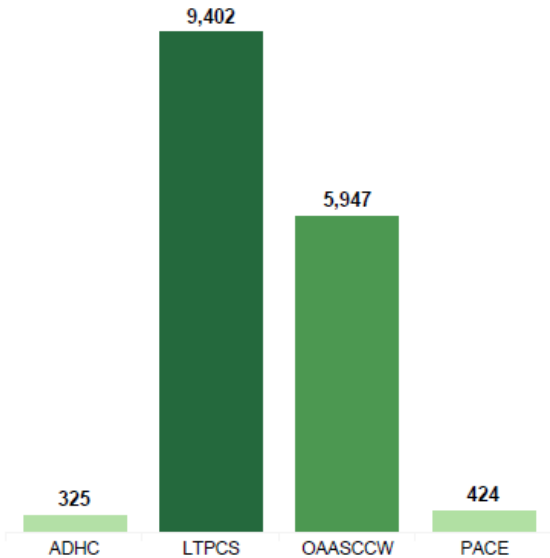
Region	1	2	3	4	5	6	7	8	9	Total	
FY 2022	299	205	127	232	123	112	173	116	202	1,589	7/1/21-6/30/22
FY 2023	337	210	117	278	149	113	157	134	209	1,704	7/1/22-6/30/23
FY 2024	361	233	123	292	174	131	172	119	240	1,845	7/1/23-6/30/24

Allegations Investigated – Cases may have multiple allegations

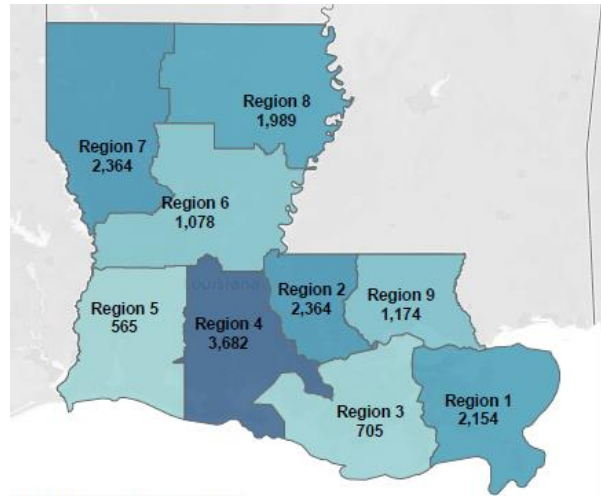
Allegation type	FY 2023 1 st -4 th Quarters		FY 2024 1 st -4 th Quarters			
	Total	%	Total	% of total	Substantiated allegations	% of substantiated
Caregiver Neglect	887	31.81%	1,019	31.79%	414	40.63%
Emotional Abuse	494	17.72%	530	16.54%	240	45.28%
Financial Abuse	494	17.72%	548	17.10%	187	34.12%
Physical Abuse	311	11.15%	340	10.61%	177	52.06%
Self-Neglect	507	18.19%	662	20.66%	528	79.76%
Sexual Abuse	95	3.41%	106	3.31%	40	37.74%
Total	2788	100.00%	3,205	100.00%	1,586	

OAAS Populations Update

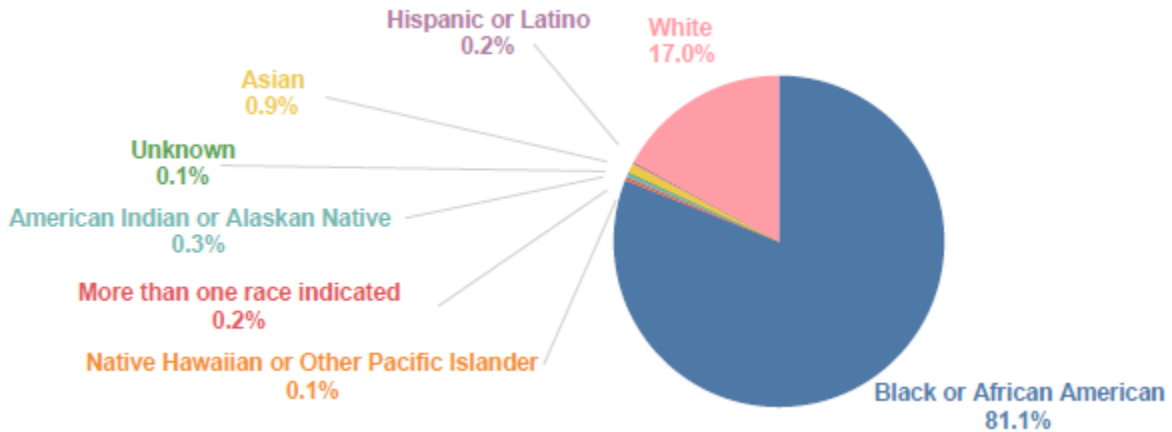
Total Program Participants



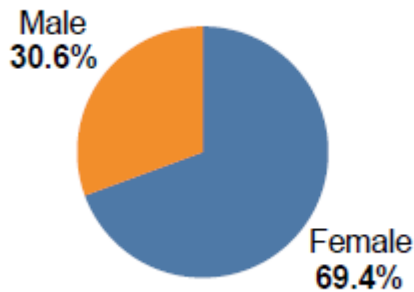
Populations by Region



Population by Race



Populations by Gender



Population by Age Group

