

HOT TOPICS

OCDD Name Change

- A bill to change OCDD's name to the Office of Intellectual and Developmental Disability Supports passed out of the House Health and Welfare committee on April 14. The full text and current status of HB 1092, by Representative Rhonda Butler, can be found at the following link: <https://legis.la.gov/legis/BillInfo.aspx?i=251352&sbi=y>
- OCDD's survey of stakeholders on potential names for the office received 470 votes from 263 individuals, with the largest number of combined votes (152) going to the Office of Intellectual and Developmental Disabilities and the Office of Intellectual and Developmental Disabilities Services. We appreciate all the thoughtful feedback we received during this process.

OCDD Collaborates with State and National Partners to Launch Two New Initiatives

- OCDD launched two key initiatives aimed at increasing access for individuals with I/DD and co-occurring mental health needs in March.

Action Collaborative Series

- Beginning March 24, OCDD's Clinical Director, Dr. Brandi Kelly, is co-hosting a four part action collaborative series with Dr. Stacy Nonnemacher, the National Association of State Directors of Developmental Disability Services (NASDDDS) Director of cross-systems strategies.
- The focus is the optimal continuum of supports for individuals with I/DD and co-occurring needs. The action collaborative series:
 - brings NASDDDS members and their state partners together with the goal of operationalizing a full continuum of supports and services aimed at wellness and improved life outcomes for all individuals with I/DD including those with co-occurring needs that often challenge existing systems;
 - provides a practical state tool to evaluate current practices and areas for continuous improvement; and
 - discusses how NCI data and other measures can inform movement forward toward the optimal continuum of supports.

Four-Part Training Series for Clinicians

- OCDD's Clinical Services division, in collaboration with Trusted Provider Network (TPN Health) and three of Louisiana's Managed Care Organizations, offered a four part training series for clinicians to provide a practical, integrated framework for supporting individuals with I/DD and co-occurring mental health needs.
- The series focused on:
 - wellness promotion and trauma-informed nervous system regulation strategies designed to enhance well-being; and
 - assessment, diagnosis, and treatment modifications to improve mental health outcomes.
- Live sessions occurred March 19-26, and registration for on-demand access is available at this link: [Intellectual and Developmental Disabilities \(IDD\) and Co-Occurring Behavioral Health Needs: Louisiana | TPN.health](#).

Additional OCDD Training Opportunities

- OCDD has posted a webinar on the new support coordination billing codes, at the following link: https://www.youtube.com/watch?v=HFjMonQJw_0, and will soon post a webinar on Nurse Consult services. A link for that webinar will follow in an Informational Bulletin.
- Materials from the latest Self-Direction Quarterly Meeting, held on March 10, 2026, will be posted to the Self-Direction webpage at <https://ldh.la.gov/page/2933>.

OCDD Quarterly Activities

MyPlace/Money Follows the Person

- **15 individuals** transitioned into the community in the first quarter of 2026 through the NOW, ROW, and Children’s Choice (CC) waiver programs.

Pinecrest Supports and Services Center

Current Census	2026 Calendar Year Admissions	2026 Calendar Year Discharges
435	13	9

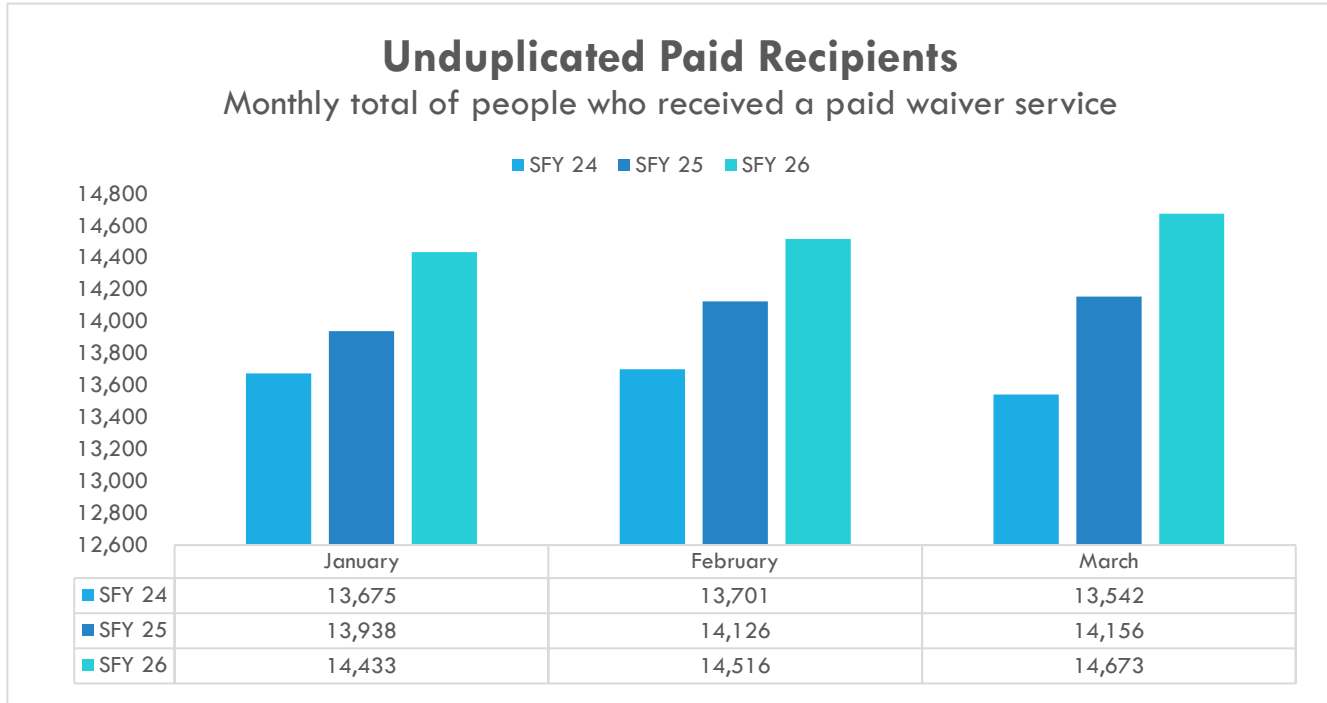
Central Louisiana Supports and Services Center

Current Census	2026 Calendar Year Admissions	2026 Calendar Year Discharges
92	2	0

Access to Behavioral and Medical Intervention in the Community (Resource Center)

- **717** individuals with I/DD received consultation or direct services from the Resource Center in July–December 2025
 - **95%** of individuals were able to remain living and working in the community
 - **98%** of individuals were satisfied with services
- **1,864** nurse outreach and education activities
- **177** training events with clinicians and providers
- **4** Louisiana universities participating in training for undergraduate and graduate-level students
- **46** urgent cases resolved this quarter (October–December 2025)
 - **37%** of urgent cases received consultation from the Resource Center
 - **95%** of the cases that the Resource Center consulted on were able to be maintained in the community without need for long-term institutionalization

Home- and Community-Based Services Waiver Information



Total Waiver Population

New Opportunities Waiver (NOW) **6,882**
Residential Options Waiver (ROW): **2,359**
Children’s Choice: **3,442**
Supports Waiver: **2,817**

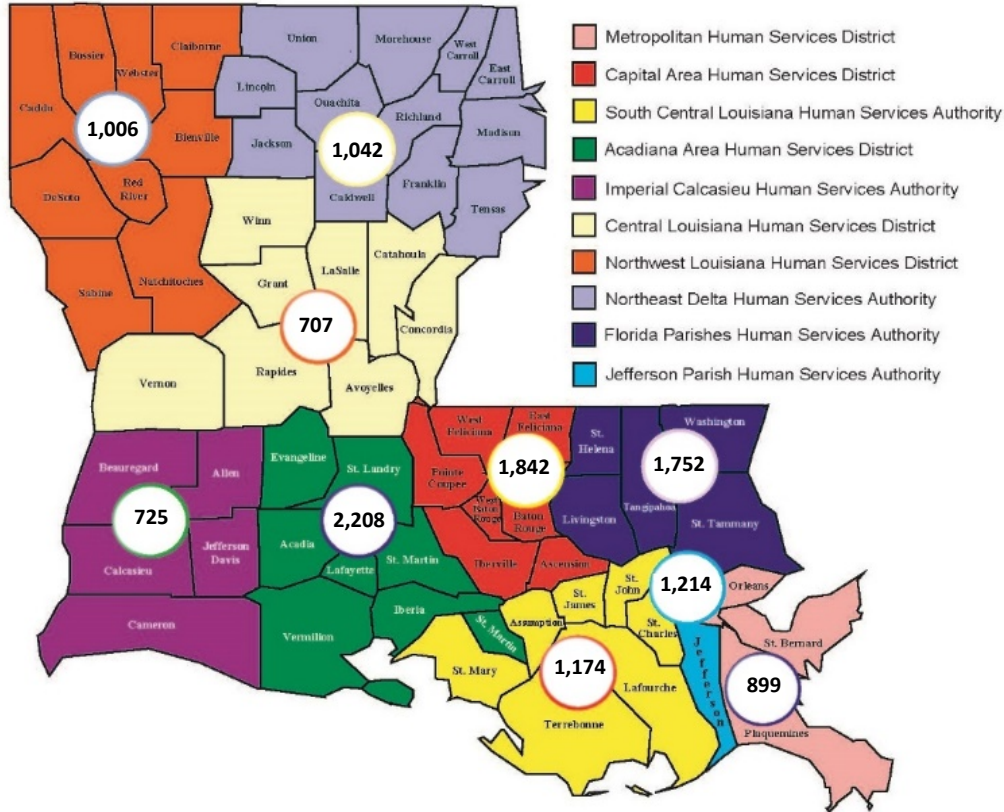
Annual Average Cost of Waiver per Recipient

SFY24 - **\$48,718**
SFY25 - **\$49,250**
SFY26 - **\$51,048** (July 2025–March 2026)

Total Annual Waiver Services Payments

SFY24 - **\$660.1 Million**
SFY25 - **\$692.2 Million**
SFY26 - **\$553.2 Million** (July 2025–March 2026)

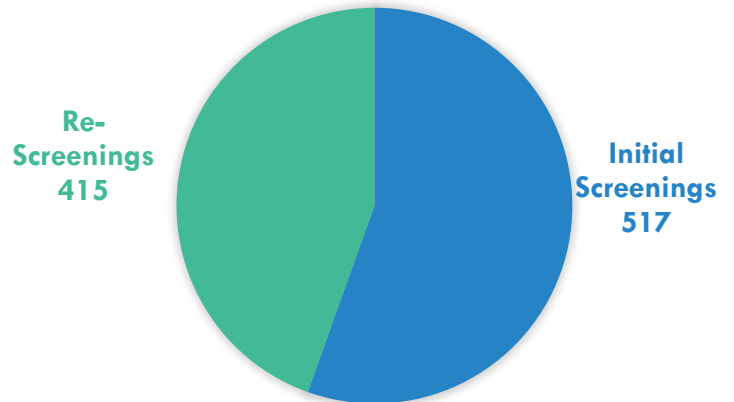
Waiver Participants by Region



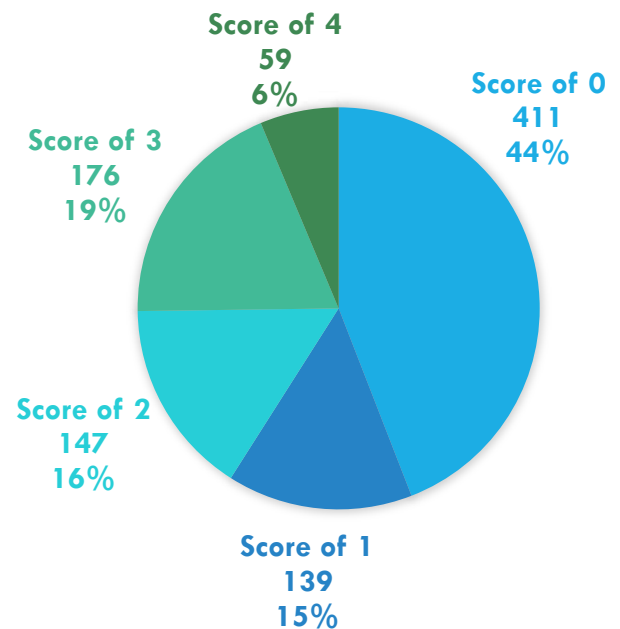
Screening for Urgency of Need (SUN) Quarterly Data

- OCDD uses the SUN to determine if HCBS or other services can meet an individual’s support needs. SUN looks at services and supports that are already in place, Medicaid eligibility, severity or complexity of the person’s disabilities, additional supports individuals need, and any changes in an individual’s living situation.
- SUN scores range from 0-4, with 4 representing unmet needs at the emergent level, 3 represents unmet needs at the urgent level, 2 means unmet needs at the critical level, 1 shows unmet needs at the planning level, and 0 is for no identified unmet needs.
- Waiver offers are made to all individuals with a SUN score of 3 or 4, so no individual with current unmet needs is on the DD Request for Services Registry. As of **March 31, 2026**, there are **14,850¹** on the registry.
- From January – March 2026, OCDD conducted **932** screenings.

Reason for SUN Screening



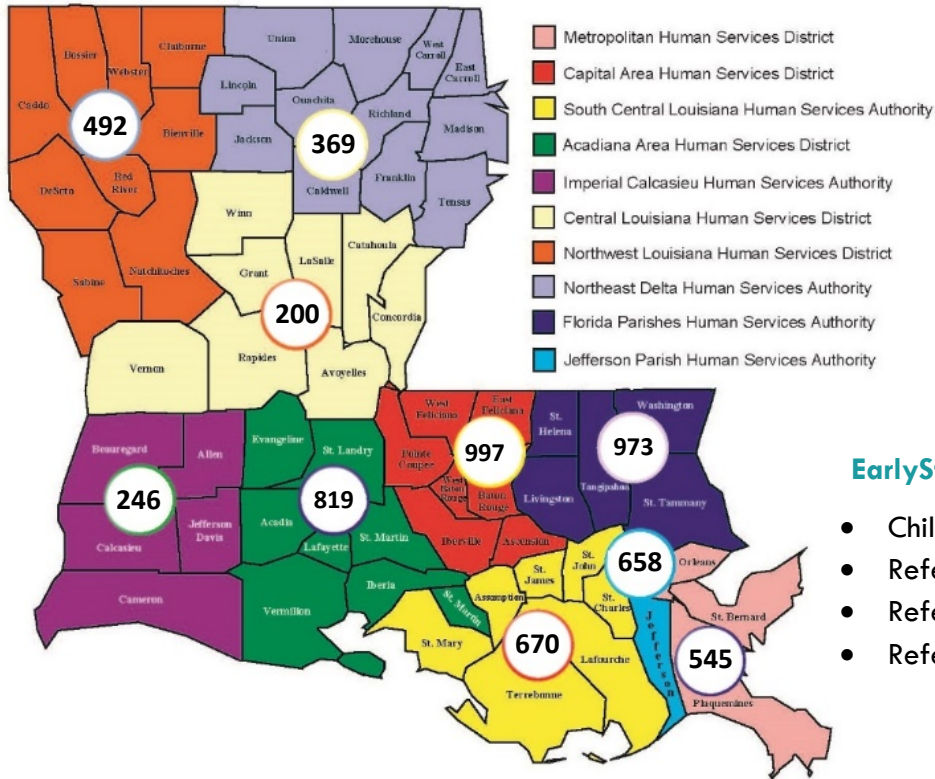
SUN Scores



¹ The total number of individuals listed in the Registry will **fluctuate** due to new additions, closures, and post-closure re-opens.

EarlySteps

Children with active Individualized Family Service Plans (IFSP) by Region (as of 4/1/2026)



EarlySteps Child Count/Referrals

- Child count (as of 4/1/26): **5,969**
- Referrals January 2026: **1,256**
- Referrals February 2026: **1,172**
- Referrals March 2026: **1,311**